

# Declared Pest Rate 2024-2025

## 2024-25 DPRFS Final Report (Version 2 of 2)

### Application No. RBG-DPR24-08 From Ms Lisa O'Neill

Form Submitted 5 Nov 2025, 3:31PM AWST

## DPRFS Final Report Purpose

**\* indicates a required field**

The purpose of this Final Report is to summarise the Recognised Biosecurity Group's (RBG) achievements during 2024-25, including the activities undertaken and funding expended for purposes as detailed in the RBG's Funding Agreement.

If you received a variation during the 12-month funding period, the associated changes to activities and/or budget have been incorporated into the relevant fields throughout this final report. No separate reporting on variations is required.

Reporting submitted to the Department of Primary Industries and Regional Development (DPIRD), pursuant to section 170 of the *Biosecurity and Agriculture Management Act 2007*, must be published on DPIRD's electronic website. For enquiries regarding this report, please contact the Funding Schemes Team on [talkingrbg@dpiird.wa.gov.au](mailto:talkingrbg@dpiird.wa.gov.au).

## Consent Privacy

### Privacy Statement

Information provided by Recipients or collected by DPIRD in relation to the project, may be used in the administration of this Funding Scheme and in the acceptance of this report.

Any information provided (personal, financial or otherwise) will be solely used for this purpose of this Funding Scheme.

DPIRD will adhere to the legislative requirements of the *Biosecurity and Agriculture Management Act 2007*, and the *Privacy Act 1988* (cth) when storing information provided by Recipients or collected by DPIRD in relation to this Final Report.

DPIRD is also subject to the *Freedom of Information Act 1992* and documents in our possession are subject to these provisions.

By completing this report, the authorised representative consents to the publication of their name, position title, phone number, and email address on the Department of Primary Industries and Regional Development's website alongside the submitted report.

**I confirm that I have read and understood the Privacy Statement and I consent to and authorise such uses and disclosures \***

Yes

## Funded Activities Budget

**\* indicates a required field**

### Funded Activities

The table below details the activities outlined in your DPRFS Application Form and/or Funding Agreement.

Please provide an Activity Update and include any additional activities undertaken, which were not detailed in your DPRFS Application Form or Funding Agreement.

# Declared Pest Rate 2024-2025

## 2024-25 DPRFS Final Report (Version 2 of 2)

### Application No. RBG-DPR24-08 From Ms Lisa O'Neill

Form Submitted 5 Nov 2025, 3:31PM AWST

If you have undertaken additional activities or had a variation approved for revised funded activities, please add rows as required.

Activity	Activity Measure	Final Activity Update
What are you doing?	What did you measure and how did you measure it?	Final update on activities and outcomes achieved (e.g. number of activities/control measures, number of pests controlled, etc)
Wild Dog Program	<p>Declared animal pests including wild dogs, foxes, and feral cats.</p> <p>Activities including baiting, trapping, shooting, and surveillance.</p> <p>Measures including number of baits and traps laid, and animals culled.</p>	<p>As per Feralscan control activities and LPMT data document attached.</p> <p>Evorta - Wild Dog sightings on motion activated cameras.</p>
Administration and Governance	Activities including general administrative tasks including management of office, maintenance of assets, financial and reporting obligations.	<p>All administration progressed and up to date.</p> <p>Advertising for Wild Rabbit Bait days - all local papers, Facebook and LGAs of area.</p> <p>Stock Attack flyer to all local papers and social media.</p> <p>Notice of Aerial Bait and 1080 use flyer to all local papers and Facebook.</p>

### Optional - Supporting Information

You may provide supporting information that demonstrates the delivery of funded activities

---

Filename: EWBG Newsletter data.jpg

File size: 214.9 kB

---

Filename: EWBG Stock Attack Flyer (2).png

File size: 1.6 MB

---

Filename: Feralscan data.jpg

File size: 527.0 kB

---

Filename: LPMT Data Report.pdf

File size: 146.2 kB

---

Filename: Rabbit Flyer 2024.png

File size: 2.0 MB

Supporting information may include minutes from meetings, photographs, social media posts etc. Please note the Annual Report upload is requested below.

# Declared Pest Rate 2024-2025

## 2024-25 DPRFS Final Report (Version 2 of 2)

### Application No. RBG-DPR24-08 From Ms Lisa O'Neill

Form Submitted 5 Nov 2025, 3:31PM AWST

## Budget (GST Exclusive)

The table below details the anticipated expenditure included in the budget section of your DPRFS Application Form.

Please complete the **Actual Expenditure** column to detail the actual values which have been expended on funded activities.

Please only include funding from the Declared Pest Rate and State matched funding.

**All amounts should be GST exclusive.**

Please **do not add commas** to figures - e.g., type \$1000 not \$1,000 - this will ensure your figures for each table total correctly.

Funded Activity	Anticipated Expenditure (Ex GST)	Actual Expenditure (Ex GST)
Name of program, e.g. Wild Dog Program.	Must be a dollar amount.	Must be a dollar amount.
Administration & Governance	\$92,350.00	\$102,053.00
Communication & Community Engagement	\$7,500.00	\$6,694.00
Wild Dog Program	\$331,500.00	\$320,603.00

## Budget Totals

The values below are auto calculated based on the values entered in the Budget Table.

<b>Anticipated Expenditure Total (ex GST)</b>	\$431,350.00	<b>Actual Expenditure Total (ex GST)</b>	\$429,350.00
	0		0
	This number/ amount is calculated.		This number/ amount is calculated.

## Annual Report & Independent Financial Audit

The **Final Report** consists of this report as well as the following supporting information:

- **Organisation's Annual Report, and**
- **Independently Audited Financial Report**

Refer to your funding agreement or Sections 6-7 of the DPRFS Administrative Guidelines (or successor guidelines) for full requirements.

### Provide supporting documents

---

Filename: Annual Report 202425.pdf

File size: 1.0 MB

Supporting information Audited Financial Statements

### Provide supporting documents

# Declared Pest Rate 2024-2025

## 2024-25 DPRFS Final Report (Version 2 of 2)

### Application No. RBG-DPR24-08 From Ms Lisa O'Neill

Form Submitted 5 Nov 2025, 3:31PM AWST

Filename: 2025 Audited Financial Statements.pdf  
File size: 1.5 MB

Filename: 2025 DPA Cash Reconciliation Report.pdf  
File size: 186.1 kB  
Supporting information Annual Report

#### Provide supporting documents

*No files have been uploaded*

Further supporting information

#### RBG Website

<https://www.ewbg.com.au/>

Must be a URL.

Optional - Include link to your website to provide more information on your group's work and broader impact

#### Unspent DPR Funding

Please provide information about **all** DPA unspent funds your RBG holds as of 30 June 2025.

##### This includes where indicated:

- Any DPA funds received in 2024-25 that were not expended by year end, and
- Any unspent DPA funds carried forward from previous financial years that remain on hand.

Unspent funding includes any DPA funds held by the RBG which have not been expended. All unspent DPA funds held by the RBG must be classified in the following ways which are applicable:

- Accrued expenses** - funds associated with a cost for goods or services that were provided or delivered **before** 30 June but were not paid before 30 June;
- Planned unspent funds** - funds the RBG knew would remain unspent and were **explicitly** included in the following year's DPRFS application, budget and operational plan;
- Reserved DPA funds** - only to be used where prior approval has been granted by DPIRD for a specific or strategic purpose where funds need to be purposefully carried over multiple years - these funds are intentionally retained for an approved future strategic activity;
- Unplanned unspent funds** - funds that do not fall into one of the above categories are considered unplanned.

Refer to the most recent DPRFS Administrative Guidelines **Section 1 - Managing Declared Pest Account Funding - Unspent Funds: Categories, Reporting and Use** for full details.

The values reported here must match the amount reported in your Independently Audited Financial Statements and DPA cash reconciliation.

#### Unspent DPR - Current Year

**What, if any, is the total value of CURRENT YEAR unspent DPA funds from 2024-25**

\*

\$2,000.00

Must be a dollar amount.

**Declared Pest Rate 2024-2025**  
**2024-25 DPRFS Final Report (Version 2 of 2)**  
**Application No. RBG-DPR24-08 From Ms Lisa O'Neill**  
Form Submitted 5 Nov 2025, 3:31PM AWST

This refers only to DPA funds from current year activity as shown on the Income Statement and should not include funds leftover from other sources. If no current year unspent funds, insert \$0.

**If applicable, please explain what the current year unspent funds relate to Wild Dog Control.** LPMT did not complete all contracted days due to weather restraints.

Hint: For example, which activities did not proceed or were only partially completed or expenses were accrued

## **Unspent DPA funds - ACCUMULATED**

**What, if any, is the total ACCUMULATED amount of Unspent DPA funds your RBG has on hand as at 30 June 2025\***

\$2,000.00

Must be a dollar amount.

This should include all unspent DPA funds from 2024-25 plus any DPA funds from prior years that your RBG has on hand. This amount should be equal to or more than the amount listed above and should be clearly identified in the closing DPA cash balance in your financial statements. If no accumulated unspent funds, insert \$0.

### **BREAKDOWN OF ACCUMULATED UNSPENT DPA FUNDS:**

Of the total **ACCUMULATED** unspent DPA funds on hand at 30 June 2025, please show how this amount is split across the categories below. Leave any category blank that does not apply to your RBG:

#### **Accrued Expenses/Accounts Payable**

Must be a dollar amount.

DPA expenses incurred before 30 June, but not paid before 30 June

#### **Planned Unspent Funds - included in 2025/26 Application**

Must be a dollar amount.

DPA funds that were explicitly included in your approved 2025/26 DPRFS application budget and operational plan (must equal the amount submitted). Contact DPRFS team if you are unsure whether these funds were included in your submitted budget or the amount included.

**Reserved Funds (DPIRD pre-approval required) - Final Reports that classify funds as Reserved without prior DPIRD approval will not be accepted and will be returned for correct classification**

Must be a dollar amount.

Must have been discussed and approved by DPIRD before submission of the final report. Reserved funds will not be deducted from the second DPA transfer.

#### **Unplanned Unspent Funds**

\$2,000.00

Must be a dollar amount.

Any remaining unplanned unspent funds not classified in the above categories must be reported here.

### **IMPORTANT:**

If an RBG wishes to use **unplanned unspent** DPA funds from 2024-25 in the new financial year for any activities not included in the approved forward-year budget and operational plan, a variation must be submitted and approved by DPIRD before the funds are used.

**Declared Pest Rate 2024-2025**  
**2024-25 DPRFS Final Report (Version 2 of 2)**  
**Application No. RBG-DPR24-08 From Ms Lisa O'Neill**  
Form Submitted 5 Nov 2025, 3:31PM AWST

Refer to the most recent Administrative Guidelines **Section 1** for full details.

## Certification Declaration

**\* indicates a required field**

### Declaration

This section must be completed by the Chairperson, or appropriate delegate, on behalf of the Recipient organisation.

Once this form is submitted via SmartyGrants, it will be deemed as authorised by the below signatory, despite no signature provided.

By submitting this application, I acknowledge that:

- The information provided in this application is, to the best of my knowledge, accurate and complete.
- If any personal details of a third party are included, the third party has been made aware of, and given their permission for, those details to appear in this Final Report.

**I Agree \***

Yes

**RBG Name**

EWBG

**Name \***

Ms Lisa O'Neill

**Position \***

Executive Officer

**Email**

[admin@ewbg.com.au](mailto:admin@ewbg.com.au)

Must be an email address.

**Date \***

22/10/2025

Must be a date.



# EASTERN WHEATBELT BIOSECURITY GROUP INC.

## Annual Report

For

## 2024/25 FINANCIAL YEAR

Prepared by Lisa O'Neill – Executive Officer

Proudly supported by

- ◆ SHIRE OF KONDININ ◆ SHIRE OF KULIN ◆ SHIRE OF LAKE GRACE ◆ SHIRE OF MERREDIN ◆
- ◆ SHIRE OF MT MARSHALL ◆ SHIRE OF MUKINBUDIN ◆ SHIRE OF NAREMBEEN ◆ SHIRE OF NUNGARIN ◆
- ◆ SHIRE OF TRAYNING ◆ SHIRE OF WESTONIA ◆ SHIRE OF YILGARN ◆



Department of Biodiversity,  
Conservation and Attractions



Department of  
Primary Industries and  
Regional Development



ROYALTIES  
FOR REGIONS

## 1.0 Table of Contents

---

1.0	Table of Contents.....	1
2.0	Chair Report – Scott Stirrat (Narembeen Representative).....	2
3.0	Overview.....	3
3.1	Achievements.....	4
4.0	EWBG Aims and Objectives.....	5
4.1	Our Aim (Vision).....	5
4.2	Our Role (Mission).....	5
4.3	Objectives.....	5
5.0	Direction.....	6
6.0	Summary.....	7
	Appendix 1: RBG Area of Operation.....	8
	Appendix 2: Audited Financial Report.....	9
	Appendix 3: Reported Wild Dog Activity in EWBG Operational Area.....	10

## 2.0 Chair Report – Mick Caughey (Nungarin Representative)

---

First and foremost, I would like to thank all of the representatives from the 11 shires that make up the Eastern Wheatbelt Biosecurity Group for your time and efforts they are appreciated.

Wild dogs continue as the primary focus of EWBG and 2024/2025 should be considered another successful year with 19,885 baits laid, approximately 5000 of these by air in September 2024. The estimated wild dogs controlled by this baiting effort is close to 200.

Contractor's days consisted of 494 days by our 3 LPMTs who also trapped 18 dogs and 6 foxes, which reduced stock attacks to only 4 that were reported, totalling less than 20 head of stock lost. To our 3 LPMTs, Frog, Stu and Seb, thank you on behalf of the group for all of your on groundwork that has achieved these results and reduced the stock attacks. It was also good to see the Evorta cameras up and working this year.

We have signed another MOU with DBCA for another 12 months and I thank them for the continued co-operation in controlling feral animals. Lisa has engaged with DPIRD on numerous occasions and most recently in regard to the budget. There is un-certainty around the funding of the Wild Dog Action Plan beyond 25/26 (WDAP). This is a significant concern as the funding currently contributes \$100 000, this is almost a quarter of EWBG's budget. Also in relation to the budget EWBG will be proposing a 4.9% rate increase, this is the same amount that has been applied in the last 2 years.

The last thank you is to Lisa, not only does she deal with all the admin tasks, she looks at ways to improve her role and the group as a whole, even looking into the website upgrade during this year. Lisa has kept me well informed and been very easy to work with, so thank you Lisa.

As we move into next year, I will assume we continue to concentrate on vertebrate pest control. It would be good to have some discussion around whether EWBG will need to shift focus or scope into the future.

Thank you.

Mick Caughey- Chair  
Shire of Nungarin EWBG Representative.

### 3.0 Overview

---

Established in 2001, the Eastern Wheatbelt Biosecurity Group (EWBG) is an incorporated organisation representing eleven Local Governments across the region. A management team, elected biennially, provides governance and direction for the Group, supported by an Executive Officer who oversees day-to-day operations.

As a Recognised Biosecurity Group (RBG), EWBG is authorised to implement a Declared Pest Rate (DPR), first introduced in October 2016. The 2024–25 period marks the ninth year of this important initiative. DPR funds are matched dollar-for-dollar by the Department of Primary Industries and Regional Development (DPIRD) under the direction of the Minister for Agriculture and Food, effectively doubling the Group’s capacity to address declared pest management across the Eastern Wheatbelt.

The DPR collection continues to perform at a high level of efficiency, and EWBG extends sincere thanks to landholders for their ongoing support and commitment to the program.

The management team volunteers significant time and resources—valued at approximately \$15,000 annually in in-kind support—across the eleven member Shires. This does not include the countless hours contributed by individual landholders and the broader community, whose efforts are critical to the Group’s success.

On the staffing front, EWBG employs a part-time Executive Officer and engages Licensed Pest Management Technicians (LPMTs)—one part-time (100 days annually) and two full-time (185 and 200 days each)—to deliver on-ground pest control programs throughout the region.

Funding for EWBG activities is sourced through partnerships with the Department of Primary Industries and Regional Development (DPIRD), the Department of Biodiversity, Conservation and Attractions (DBCA), the State Government’s Royalties for Regions program, and its eleven member Shires: Kondinin, Kulin, Lake Grace, Merredin, Mount Marshall, Mukinbudin, Nungarin, Narembreen, Trayning, Westonia, and Yilgarn.

Through strategic coordination and regional collaboration, EWBG plays a vital role in strengthening the resilience and productivity of the Eastern Wheatbelt’s agricultural sector. By improving pest management practices, the Group supports landholders in protecting their enterprises, enhancing profitability, and reducing livestock losses—ultimately contributing to the sustainability and prosperity of the region.

## 3.1 *Achievements*

The Eastern Wheatbelt Biosecurity Group (EWBG) continues to focus its core efforts on the management of wild dogs, European red foxes, and feral cats across the region. These coordinated control programs have delivered strong and measurable results, supporting landholders in protecting livestock and restoring confidence in pastoral and mixed farming enterprises.

Since the early 2000s, the transformation has been remarkable. During the 2000–2001 period, the region recorded losses exceeding 2,000 sheep due to wild dog attacks. These losses dropped to 1,000 in 2008, 135 in 2017/18, and further reduced to just 25 in 2023/24. For the 2024/25 reporting year, four stock attacks were reported, resulting in the loss of approximately 20 head—a strong indicator of the ongoing effectiveness of the EWBG’s integrated control strategy.

The Restricted Chemical Product (RCP) Permit program continues to be an important tool for empowering landholders to take an active role in pest control. In 2024/25, 18 new RCP Permits were obtained through EWBG, allowing landholders to conduct ground baiting operations with the backing of professional oversight. These permits ensure that pest management remains coordinated, safe, and targeted—particularly in high-priority areas where EWBG’s Licensed Pest Management Technicians (LPMTs) provide on-ground support. The Group continues to assist with the full application process, including covering permit costs, to encourage greater landholder participation.

EWBG also places strong emphasis on reporting and data collection. All wild dog sightings and control activities are recorded through EWBG and contributed to both the National Wild Dog Strategy and the Feralscan database, ensuring local efforts align with national pest management objectives.

In 2024/25, EWBG’s coordinated wild dog management program—spanning areas inside and outside the State Barrier Fence, from Lake Moore to Lake Grace—has once again proven essential in maintaining the viability of sheep and livestock enterprises across the south-west of Western Australia. This continued collaboration between landholders, LPMTs, and government agencies reinforces the Group’s central role in protecting agricultural productivity and supporting the long-term sustainability of the region.

## 4.0 EWBG Aims and Objectives

---

### 4.1 Our Aim (Vision)

Community control of community pests.

### 4.2 Our Role (Mission)

Protect and support the future of the Eastern Wheatbelt by working with landholders to fulfil their responsibility of managing declared pests on their land.

The EWBG believes declared pests can be better managed by working together as a community in conjunction with industry and government. Through a coordinated approach utilising a variety of strategies and technologies, EWBG can better assist and support landholders.

### 4.3 Objectives

The objectives of the EWBG are to:

- Control current predation of livestock by declared pests.
- Develop and implement management strategies to minimise future declared pest impacts on livestock.
- Implement best practice declared pest management on private and public lands in the region.
- Increase landholder participation, both private and public.
- Monitor, evaluate and report on the progress towards minimising declared pest impact on livestock in member shires.
- Provide proactive and positive extension activity driven by the group that will facilitate broader community awareness of declared pest issues.

## 5.0 Direction

---

The Eastern Wheatbelt Biosecurity Group (EWBG) plays a vital role in assisting land managers with the management of declared pests across the region. Data indicates that the Eastern Wheatbelt continues to harbour significant populations of declared animal pests, posing both environmental and economic risks to private farmlands, Unallocated Crown Lands, and local ecosystems.

The key declared pests affecting the region are wild dogs, feral cats, foxes, and wild rabbits. While EWBG has made substantial progress in reducing wild dog numbers, ongoing and coordinated management remains essential to maintain sustainable population levels that protect livestock and support profitable farming across the region.

EWBG's Wild Dog Operational Plan aligns with the WA Wild Dog Action Plan: Research and Development Fund 2023–2025, an industry-led framework addressing the economic, environmental, and social impacts of wild dogs. Its objectives include protecting livestock, supporting tourism, and ensuring public safety, while recognising the ecological and cultural significance of the dingo.

The control of foxes, feral cats, and wild rabbits remains a high priority. These species significantly affect agricultural production and native biodiversity—foxes and cats through predation, and rabbits through pasture and soil damage. Given the region's large areas of remnant vegetation, effective management is critical for environmental sustainability and farm productivity, while also strengthening overall wild dog control efforts.

In September 2024, EWBG conducted an aerial baiting program across the northern region, from Lake Moore to east of Mukinbudin. This program enhanced control efforts and enabled Licensed Pest Management Technicians (LPMTs) to conduct detailed ground surveys. The initiative also reduces pressure on the State Barrier Fence (SBF) and assists in managing any wild dogs breaching agricultural zones.

EWBG continues to collaborate with the Department of Primary Industries and Regional Development (DPIRD) through the Feralscan reporting system, which allows landholders to report pest activity directly. These reports, combined with data from motion-activated cameras, provide valuable insights into pest prevalence, movement, and control effectiveness across the Eastern Wheatbelt.

## 6.0 Summary

---

The 2024/25 year marks another significant milestone for the Eastern Wheatbelt Biosecurity Group (EWBG) as it continues to strengthen its role as a Recognised Biosecurity Group (RBG). Now in its ninth year of implementing the Declared Pest Rate (DPR), EWBG remains committed to supporting landholders in meeting their responsibilities to manage declared pests across the region.

EWBG enjoys strong support from landholders, industry partners, and local governments. The Group continues to engage proactively with the community to identify priority pest concerns, develop strategic responses, and foster partnerships that enhance pest management outcomes. Through these collaborations, EWBG contributes to both environmental sustainability and the long-term productivity of the agricultural sector.

During the 2024/25 period, EWBG maintained its focus on managing wild dogs, foxes, feral cats, and wild rabbits—species that pose ongoing threats to livestock, biodiversity, and farmland. Coordinated control programs, including an aerial baiting operation in September 2024, have delivered strong results, significantly reducing livestock losses and wild dog activity across the region.

To empower landholders, EWBG supported the acquisition of 1080 accreditation and Restricted Chemical Product (RCP) Permits, covering associated costs to encourage participation. In total, 18 new RCP Permits were issued, enabling greater local involvement in pest control and improved responsiveness to on-ground issues.

The Group's commitment to community engagement remains central to its success. EWBG representatives and Committee members participated in multiple industry events, workshops, and conferences, strengthening collaboration with the 16 other Recognised Biosecurity Groups across Western Australia. This active involvement ensures alignment with best practice approaches and reinforces the shared goal of safeguarding the agricultural and environmental values of the Eastern Wheatbelt.

## **Committee of Management:**

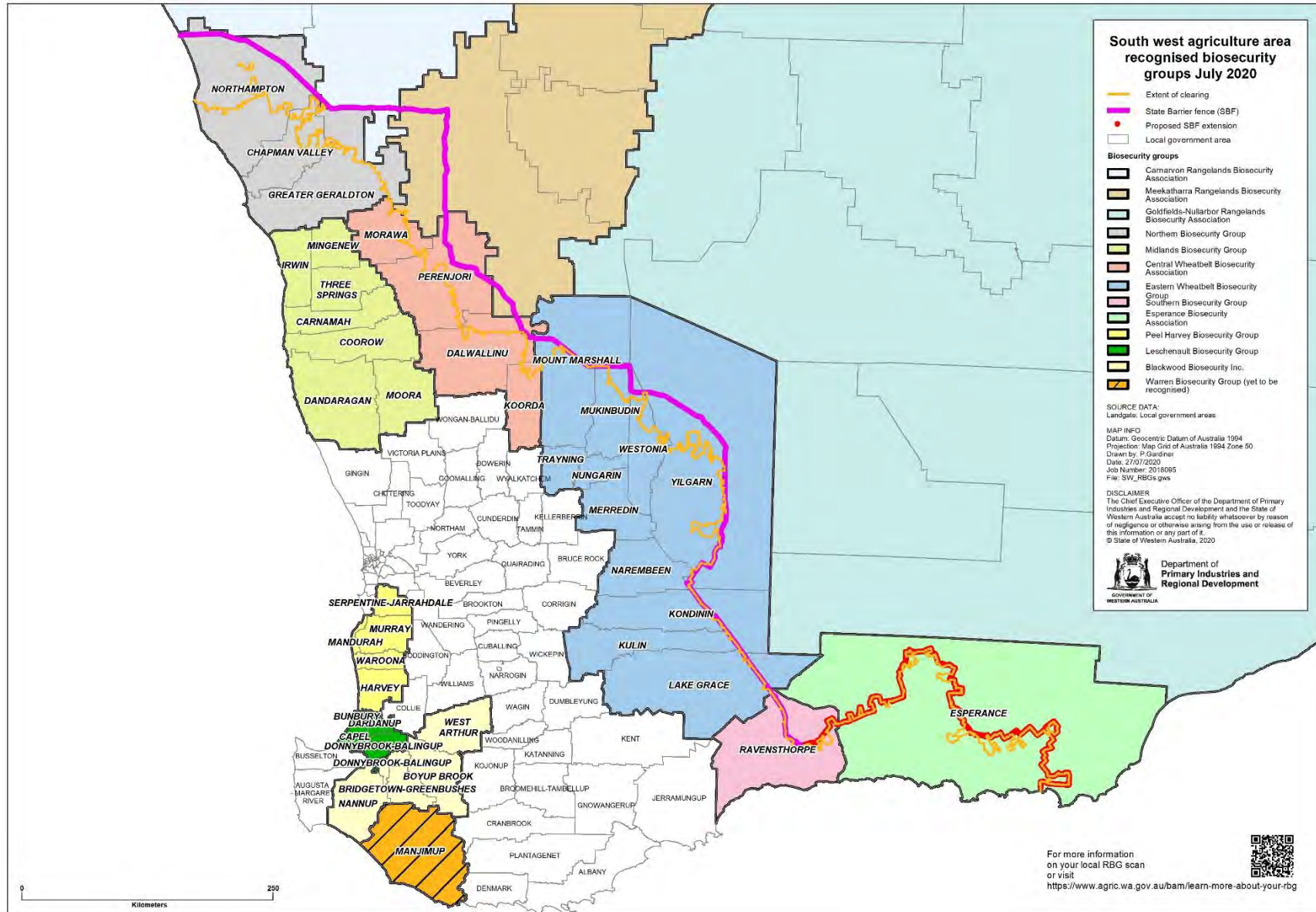
- **Chair:** Mick Caughey
- **Deputy Chair:** Peter Barnes

**Committee Members:** Jim Sullivan, Brett Smith, Dean Sinclair, Ross Della Bosca, Scott Stirrat, Steve Palm, and Steve Hunt.

## **Shire Representatives for EWBG:**

- **Merredin:** Donna Crook
- **Mukinbudin:** Steve Palm
- **Narembeen:** Scott Stirrat
- **Westonia:** Ross Della Bosca
- **Trayning:** Peter Barnes
- **Nungarin:** Mick Caughey
- **Mt Marshall:** Stuart Putt
- **Lake Grace:** Steve Hunt
- **Kulin:** Clinton Mullen
- **Kondinin:** Brett Smith
- **Yilgarn:** Gary Guerini

# Appendix 1: RBG Area of Operation



## Appendix 2: Audited Financial Report

**EASTERN WHEATBELT BIOSECURITY GROUP INC**  
**ABN 97 381 980 973**

**INCOME STATEMENT FOR THE YEAR ENDING 30 JUNE 2025**

<b>Income</b>	<b>DBCA</b>	<b>DPR</b>	<b>R4R</b>	<b>Other</b>	<b>Total</b>
DBCA	44,000	-	-	-	44,000
Declared Pest Account	-	431,350	-	-	431,350
R4R Funding	-	-	100,000	-	100,000
Membership Fees Received	-	-	-	1,100	1,100
Interest	-	-	-	5,726	5,726
Other Income	-	-	-	-	-
<b>Total Income</b>	<b>44,000</b>	<b>431,350</b>	<b>100,000</b>	<b>6,826</b>	<b>582,176</b>
<b>Expenses</b>					
Accounting Fees	-	3,690	-	-	3,690
Administration Costs	-	57,450	-	-	57,450
Administration Support & Consultancy	-	2,397	-	-	2,397
Aerial Baiting	-	24,000	-	-	24,000
Baits, Toxin & Traps	5,000	25,993	-	-	30,993
Bank Charges	-	86	-	-	86
Community Engagement	-	6,038	-	-	6,038
Conferences & Seminars	-	655	-	-	655
Contractor Payments	29,817	269,812	100,000	-	399,629
Insurance	-	19,267	-	-	19,267
Office	-	3,545	-	-	3,545
Other - Annual Leave Provision	-	3,310	-	-	3,310
Other - Long Service Leave Provision	-	5,229	-	-	5,229
Superannuation	-	5,980	-	-	5,980
Travel	-	1,099	-	-	1,099
RCP Permits	-	798	-	-	798
<b>Total Expenses</b>	<b>34,817</b>	<b>429,350</b>	<b>100,000</b>	<b>-</b>	<b>564,167</b>
<b>Carryover</b>	<b>9,183</b>	<b>2,000</b>	<b>-</b>	<b>6,826</b>	<b>18,010</b>

## Appendix 3: Reported Wild Dog Activity in EWBG Operational Area

### END OF YEAR STATICS

#### 2023-24 Fiscal Year

	LPMT 1	LPMT 2	LPMT3	Total for EWBG
Number of days worked	200	191	103	494
Baits laid (inc Aerial Bait)	7,800	7,505 (inc. Aerial bait)	4,580	19,885
Wild Dogs Controlled (not inc. all baited)	1	6	11	18

\*Landholder 2 Wild Dogs Controlled.

#### Reported Wild Dog attacks and stock death:

Year	Month	July	Aug.	Sept.	Oct.	Nov.	Dec.	Jan.	Feb	Mar.	Apr.	May	Jun.	TOTAL
2012/13	Attacks	3	3	1	3	3	2	2	1	4	5	4	4	35
	Stock Losses	16	3	2	5	8	6	5	2	23	31	10	13	124
2013/14	Attacks	2	3	5	8	2	1	4	3	2	3	1	3	37
	Stock Losses	14	9	64	34	10	4	6	8	6	9	1	30	195
2014/15	Attacks	1	1	1	2	0	0	2	5	1	2	1	0	16
	Stock Losses	2	40	4	8	0	0	8	9	2	5	2	0	80
2015/16	Attacks	1	0	1	0	1	1	0	1	0	1	1	0	7
	Stock Losses	8	0	6	0	2	7	0	1	0	30	5	0	59
2016/17	Attacks	1	2	0	0	2	0	1	1	0	0	0	1	8
	Stock Losses	4	5	0	2	0	0	2	2	0	0	0	1	16
2017/18	Attacks	1	2	1	0	1	1	1	1	1	1	1	1	12
	Stock Losses	5	2	8	0	3	60	3	8	2	27	12	5	135
2018/19	Attacks	2	1	2	1	0	2	0	0	0	2	1	0	11
	Stock Losses	10	3	28	2	0	13	0	0	0	4	10	0	70
2019/20	Attacks	0	0	0	1	0	0	0	0	1	0	1	1	4
	Stock Losses	0	0	0	2	0	0	0	0	2	0	50	1	55
2020/21	Attacks	1	1	0	0	1	1	0	1	1	0	0	0	6
	Stock Losses	1	8	0	0	4	3	0	8	8	0	0	0	32
2021/22	Attacks	0	0	0	0	0	0	0	1	1	1	2	1	6
	Stock Losses	0	0	0	0	0	0	0	10	2	1	51	5	69
2022/23	Attacks	0	0	0	1	0	0	0	1	3	0	1	1	7
	Stock Losses	0	0	0	5	0	0	0	15	16	0	10	1	47
2023/24	Attacks	1	0	0	0	1	1	1	0	0	1	1	1	7
	Stock Losses	1	0	0	0	0	1	15	0	0	1	1	1	20
2024/25	Attacks	1	1	0	0	0	0	0	1	0	1	0	0	4
	Stock Losses	1	1	0	0	0	0	0	18	0	0	0	0	20

**EASTERN WHEATBELT BIOSECURITY GROUP INC**  
**ABN 97 381 980 973**

**Audited Financial Report**  
**For the Year Ended 30 June 2025**

**EASTERN WHEATBELT BIOSECURITY GROUP INC**  
**ABN 97 381 980 973**

**AUDITED FINANCIAL REPORT**  
**FOR THE YEAR ENDED 30 JUNE 2025**

<b>CONTENT</b>
Statement by Members of the Committee
Balance Sheet
Income Statement
Cashflow Statement
Statement of Change in Equities
Notes to the Financial Statements
Independent Audit Report

**EASTERN WHEATBELT BIOSECURITY GROUP INC**  
**ABN 97 381 980 973**  
**NOTES TO THE FINANCIAL STATEMENTS**  
**FOR THE YEAR ENDED 30 JUNE 2025**


**STATEMENT BY MEMBERS OF THE COMMITTEE**


The committee has determined that the Association is not a reporting entity and that this special purpose financial report should be prepared in accordance with the accounting policies outlined in Note 1 to the financial statements.

In the opinion of the committee the financial report:

1. Presents a true and fair view of the financial position of Eastern Wheatbelt Biosecurity Group Inc as at 30 June 2025 and its performance for the year ended on that date.
2. At the date of this statement, there are reasonable grounds to believe that Eastern Wheatbelt Biosecurity Group Inc will be able to pay its debts as and when they fall due.

This statement is made in accordance with a resolution of the Committee and is signed for and on behalf of the Committee by:

  
\_\_\_\_\_  
CHAIRPERSON  
Name:

  
\_\_\_\_\_  
TREASURER  
Name:

Dated this                      day of

## Balance Sheet

Eastern Wheatbelt Biosecurity Group Inc

As at 30 June 2025

Account	30 June 2025	30 June 2024
<b>Assets</b>		
<b>Bank</b>		
Bendigo	279,072	-
Business Zero Transaction	-	261,375
Gold Term Deposit - 819	-	69,222
Gold Term Deposit - 835	-	5,000
Gold Term Deposit - 843	-	46,148
Statement Account	125,889	-
<b>Total Bank</b>	<b>404,961</b>	<b>381,744</b>
<b>Current Assets</b>		
Prepayments	3,111	-
<b>Total Current Assets</b>	<b>3,111</b>	<b>-</b>
<b>Total Assets</b>	<b>408,073</b>	<b>381,744</b>
<b>Liabilities</b>		
<b>Current Liabilities</b>		
Accounts Payable	794	24,793
Bendigo Credit Card Account	1,802	-
Commercial Card	-	2,007
GST	14,807	(10,328)
PAYG withholdings payable	2,316	2,446
Superannuation payable	1,380	906
Wages Payable	-	1,496
Long Service Leave Provision Liability	5,229	-
Annual Leave Provision Liability	13,232	9,922
<b>Total Current Liabilities</b>	<b>39,560</b>	<b>31,241</b>
<b>Total Liabilities</b>	<b>39,560</b>	<b>31,241</b>
<b>Net Assets</b>	<b>368,513</b>	<b>350,503</b>
<b>Equity</b>		
Current Year Earnings	18,010	8,029
Retained earnings	350,503	342,474
<b>Total Equity</b>	<b>368,513</b>	<b>350,503</b>

## Profit and Loss

Eastern Wheatbelt Biosecurity Group Inc

For the year ended 30 June 2025

<b>Account</b>	<b>2025</b>	<b>2024</b>
<b>Trading Income</b>		
DBCA MOU	44,000	44,000
Declared Pest Account	431,350	397,143
Interest Received	5,726	4,951
Membership Fees Received	1,100	1,100
R4R Funding	100,000	100,000
<b>Total Trading Income</b>	<b>582,176</b>	<b>547,194</b>
<b>Gross Profit</b>		
	<b>582,176</b>	<b>547,194</b>
<b>Operating Expenses</b>		
Accountancy Fees	3,040	330
Administration	57,450	50,676
Administration Support	1,297	30
Aerial Bating	24,000	24,000
Annual Leave Provision Expense	3,310	3,268
Audit Fees	-	2,505
Bait production	25,990	24,450
Bank Charges	86	99
Bookkeeping	650	-
Community Engagement	6,038	9,450
Conferences & Seminars	655	-
Consultancy Fees	1,100	750
Contract Work	399,629	384,170
Insurance	19,267	17,170
Long Service Leave Provision Expense	5,229	-
Office	3,545	3,545
Rabbit Control	-	8,933
RCP Permits	798	1,167
Superannuation expense	5,980	5,285
Toxins Traps & Tools	5,003	2,321
Travelling Expenses	1,099	1,016
<b>Total Operating Expenses</b>	<b>564,166</b>	<b>539,165</b>
<b>Net Profit</b>		
	<b>18,010</b>	<b>8,029</b>

**Statement of Cash Flows**  
Eastern Wheatbelt Biosecurity Group Inc  
For the year ended 30 June 2025

<b>Account</b>	<b>2025</b>	<b>2024</b>
<b>Operating Activities</b>		
Receipts from customers	582,176	559,294
Payments to suppliers and employees	(558,959)	(509,184)
<b>Net Cash Flows from Operating Activities</b>	<b>23,217</b>	<b>50,110</b>
<b>Cash and Cash Equivalents</b>		
Cash and cash equivalents at beginning of period	381,744	331,634
Cash and cash equivalents at end of period	404,961	381,744
<b>Net change in cash for period</b>	<b>23,217</b>	<b>50,110</b>

## Movements in Equity

Eastern Wheatbelt Biosecurity Group Inc

For the year ended 30 June 2025

<b>Account</b>	<b>2025</b>	<b>2024</b>
<b>Equity</b>		
Opening Balance	350,503	342,474
Current Year Earnings	18,010	8,029
<b>Total Equity</b>	<b>368,513</b>	<b>350,503</b>

**EASTERN WHEATBELT BIOSECURITY GROUP INC**  
**ABN 97 381 980 973**  
**NOTES TO THE FINANCIAL STATEMENTS**  
**FOR THE YEAR ENDED 30 JUNE 2025**

**NOTE 1: STATEMENT OF SIGNIFICANT ACCOUNTING POLICIES**

This financial report is a special purpose financial report prepared in order to satisfy the financial reporting requirements of the Associations Incorporation Act 2015 (WA). The committee has determined that the Association is not a reporting entity.

The financial report has been prepared in accordance with the requirements of the Associations Incorporation Act (WA) and the following Australian Accounting Standards:

AASB 112 Income Taxes  
AASB 110 Events after the Balance Sheet Date

No other applicable Accounting Standards, Australian Accounting Interpretations or other authoritative pronouncements of the Australian Accounting Standards Board have been applied.

The financial report has been prepared on an accrual basis.

The following material accounting policies, which are consistent with the previous period unless otherwise stated, have been adopted in the preparation of this financial report.

**a) Income Tax**

The Association is a non-profit organisation and thus exempted from income tax liability by virtue of section 23(3) of the Income Tax Assessment Act.

**b) Goods & Services Tax (GST)**

Revenues, expenses and assets are recognised net of the amount of GST, except where the amount of GST incurred is not recoverable from the Australian Taxation Office. In these circumstances, the GST is recognised as part of the cost of acquisition of the asset or as part of an item of the expense. Receivables and payables in the balance sheet are shown inclusive of GST.

**NOTE 2: Reconciliation of Net Cash Provided By/Used in Operating Activities to Net Profit**

<b>Cash flows from operating activities</b>	<b>2025FY</b>	<b>2024FY</b>
Surplus	18,010	8,029
<b><i>Working capital changes:</i></b>		
Increase / (Decrease) in trade and other payables	8,318	20,307
(Increase) / Decrease in trade receivables	-	12,100
(Increase) / Decrease in prepaid expenses	(3,111)	9,674
<b>Cash generated from operations</b>	<b>23,217</b>	<b>50,110</b>

**EASTERN WHEATBELT BIOSECURITY GROUP INC**  
**ABN 97 381 980 973**

**INCOME STATEMENT - DPA - FOR THE YEAR ENDING 30 JUNE 2025**

<b>Income</b>	<b>2025</b>
Declared Pest Account	431,350
<b>Total Income</b>	<b>431,350</b>
<b>Expenses</b>	
Accounting Fees	3,690
Administration Costs	57,450
Administration Support & Consultancy	2,397
Aerial Baiting	24,000
Baits, Toxin & Traps	25,993
Bank Charges	86
Community Engagement	6,038
Conferences & Seminars	655
Contractor Payments	269,812
Insurance	19,267
Office	3,545
Other - Annual Leave Provision	3,310
Other - Long Service Leave Provision	5,229
Superannuation	5,980
Travel	1,099
RCP Permits	798
<b>Total Expenses</b>	<b>429,350</b>
<b>Carryover</b>	<b>2,000</b>

**NOTES**

**RETAINED EARNINGS**

Over the period of the last five years the total of this project has been a deficit. As a result, there are no retained earnings or cash holdings for this project.

## **INDEPENDENT AUDIT REPORT TO THE MEMBERS OF EASTERN WHEATBELT BIOSECURITY GROUP INC.**

### **Report on the Financial Report**

We have audited the accompanying financial report, being a special purpose financial report, of Eastern Wheatbelt Biosecurity Group Inc. which comprises the balance sheet as at 30 June 2025, the income statement, statement of cash flows, movement in equity and a summary of significant accounting policies, other explanatory notes and the statement by members of the committee.

### **Auditors Opinion**

In our opinion, the financial report of Eastern Wheatbelt Biosecurity Group Inc. presents fairly, in all material respects the financial position of Eastern Wheatbelt Biosecurity Group Inc. as of 30 June 2025 and of its financial performance for the year then ended in accordance with the accounting policies described in Note 1 to the financial statements.

### **Basis for Opinion**

We conducted our audit in accordance with Australian Auditing Standards. Our responsibilities under those standards are further described in the *Auditor's Responsibilities for the Audit of the Financial Report* section of our report. We are independent of the Entity in accordance with the ethical requirements of the Accounting Professional and Ethical Standards Board's APES 110 *Code of Ethics for Professional Accountants* (the Code) that are relevant to our audit of the financial report in Australia. We have also fulfilled our other ethical responsibilities in accordance with the Code.

We believe that the audit evidence we have obtained is sufficient and appropriate to provide a basis for our opinion.

### **Emphasis of Matter – Basis of Accounting**

The financial report is prepared in accordance with a special purpose framework and accordingly may not be suitable for other purposes. The opinion is not modified in respect of this matter.

### ***Committee's Responsibility for the Financial Report***

The committee of the association is responsible for the preparation and fair presentation of the financial report and have determined that the accounting policies described in Note 1 to the financial statements, which form part of the financial report, are consistent with the financial reporting requirements of the *Associations Incorporation Act 2015* and are appropriate to meet the needs of the members. The committee's responsibilities also include establishing and maintaining internal control relevant to the preparation and fair presentation of the financial report that is free from material misstatement, whether due to fraud or error; selecting and applying appropriate accounting policies; and making accounting estimates that are reasonable in the circumstances.

In preparing the financial report, management is responsible for assessing the Entity's ability to continue as a going concern, disclosing, as applicable, matters relating to going concern and using the going concern basis of accounting unless management either intends to liquidate the Entity or to cease operations, or has no realistic alternative but to do so.

***Auditor's Responsibilities for the Audit of the Financial Report***

Our objectives are to obtain reasonable assurance about whether the financial report as a whole is free from material misstatement, whether due to fraud or error, and to issue an auditor's report that includes our opinion. Reasonable assurance is a high level of assurance, but is not a guarantee that an audit conducted in accordance with Australian Auditing Standards will always detect a material misstatement when it exists. Misstatements can arise from fraud or error and are considered material if, individually or in the aggregate, they could reasonably be expected to influence the economic decisions of users taken on the basis of the financial report.

A further description of our responsibilities for the audit of the financial report is located at the Auditing and Assurance Standards Board website at: <http://www.auasb.gov.au/Home.aspx>. This description forms part of our auditor's report.

LEANNE K OLIVER CPA RCA  
Director

AUDIT PARTNERS AUSTRALIA  
BELMONT WA

Dated at Perth, Western Australia this 21<sup>st</sup> October 2025