

# Declared Pest Rate 2024-2025

## 2024-25 DPRFS Final Report

Application No. RBG-DPR24-10 From Ms Teele Hooper-Worrell

Form Submitted 29 Oct 2025, 3:33PM AWST

## DPRFS Final Report Purpose

**\* indicates a required field**

The purpose of this Final Report is to summarise the Recognised Biosecurity Group's (RBG) achievements during 2024-25, including the activities undertaken and funding expended for purposes as detailed in the RBG's Funding Agreement.

If you received a variation during the 12-month funding period, the associated changes to activities and/or budget have been incorporated into the relevant fields throughout this final report. No separate reporting on variations is required.

Reporting submitted to the Department of Primary Industries and Regional Development (DPIRD), pursuant to section 170 of the *Biosecurity and Agriculture Management Act 2007*, must be published on DPIRD's electronic website. For enquiries regarding this report, please contact the Funding Schemes Team on [talkingrbg@dpiird.wa.gov.au](mailto:talkingrbg@dpiird.wa.gov.au).

## Consent Privacy

### Privacy Statement

Information provided by Recipients or collected by DPIRD in relation to the project, may be used in the administration of this Funding Scheme and in the acceptance of this report.

Any information provided (personal, financial or otherwise) will be solely used for this purpose of this Funding Scheme.

DPIRD will adhere to the legislative requirements of the *Biosecurity and Agriculture Management Act 2007*, and the *Privacy Act 1988* (cth) when storing information provided by Recipients or collected by DPIRD in relation to this Final Report.

DPIRD is also subject to the *Freedom of Information Act 1992* and documents in our possession are subject to these provisions.

By completing this report, the authorised representative consents to the publication of their name, position title, phone number, and email address on the Department of Primary Industries and Regional Development's website alongside the submitted report.

**I confirm that I have read and understood the Privacy Statement and I consent to and authorise such uses and disclosures \***

Yes

## Funded Activities Budget

**\* indicates a required field**

### Funded Activities

The table below details the activities outlined in your DPRFS Application Form and/or Funding Agreement.

Please provide an Activity Update and include any additional activities undertaken, which were not detailed in your DPRFS Application Form or Funding Agreement.

# Declared Pest Rate 2024-2025

## 2024-25 DPRFS Final Report

### Application No. RBG-DPR24-10 From Ms Teele Hooper-Worrell

Form Submitted 29 Oct 2025, 3:33PM AWST

If you have undertaken additional activities or had a variation approved for revised funded activities, please add rows as required.

Activity	Activity Measure	Final Activity Update
What are you doing?	What did you measure and how did you measure it?	Final update on activities and outcomes achieved (e.g. number of activities/control measures, number of pests controlled, etc)
-Rabbit Control Program	<p>Activities including Pindone baiting program, collection and distribution of calicivirus agent, provision of specialist equipment and on-site expertise, equipment maintenance, equipment deliveries, demonstration of tools and techniques, advice and guidance and pest specific workshops and events.</p> <p>Measures include feedback from workshops and landholders, number of attendees at workshops and events, equipment loans, website and social media event analysis.</p>	<p>Multiple events delivered. Calicivirus program delivered registrations &gt;40, Event Attendees more than &gt;40, Bait stations loaned out &gt;40</p> <p>--</p> <p>19 registrations 8 attendees. 100% of feedback rated the information as extremely useful 100% of feedback rated presenter as 4 or 5 100% said that attending event influence likelihood of pest control Majority of feed back rated 4 or 5 with on neutral. Facebook posts advertising event moderate-to-low engagement.</p> <p>2025 Rabbit Bait Station Loans x 16 Rabbit Cage Trap Loans x 12 Warren Smoker Loan x 3 Feral rabbit workshop with the City of Mandurah to approx 20 people Eat the invaders rabbit screening 35 registrations</p>

# Declared Pest Rate 2024-2025

## 2024-25 DPRFS Final Report

### Application No. RBG-DPR24-10 From Ms Teele Hooper-Worrell

Form Submitted 29 Oct 2025, 3:33PM AWST

<p>-Feral Pig Control Program</p>	<p>Activities including provision of specialist equipment and on-site expertise, equipment maintenance (Matlock, Pig Brigg and Hoggone trapping system), equipment deliveries, demonstration of tools and techniques, advice and guidance and pest specific workshops and events.</p> <p>Measures include feedback from workshops and landholders, number of attendees at workshops and events, equipment loans, website and social media event analysis.</p>	<p>2 events - workshops and Brunswick show demonstration.</p> <p>3 pre feeding events.</p> <p>No pigs controlled as pre feeding activities were not successful.</p> <p>-</p> <p>During the first half of 25/25 the PHBG delivered a Figure 6 Pig Trapping Workshop on the 13th November with 14 attendees recording 100% positive feedback. Landholders were taught how to setup and maintain a figure 6 pig trap and undergo best practise pre-feeding and feral pig trapping activities.</p> <p>The PHBG provides coordinated Feral Pig Trapping activities alongside landholders at two separate sites pre-feeding was done to initiate trapping but pig activity was too low to progress to the next stage.</p>
<p>-Fox Control Program</p>	<p>Activities including provision of specialist equipment and on-site expertise, equipment maintenance, equipment deliveries, demonstration of tools and techniques, advice and guidance and pest specific workshops and events.</p> <p>Measures include feedback from workshops and landholders, number of attendees at workshops and events, equipment loans, website and social media event analysis.</p>	<p>Two workshop delivered with more than 40 attendees. Total of 46 Fox traps loaned out.</p> <p>No soft jaw traps loaned out.</p> <p>-</p> <p>A Fox Control Workshop was delivered on the 12th October with 19 attendees. Feedback average for the workshop was 4.84 with 5 being highly satisfied. Fox traps were loaned out 14 times over the first half of the 24/25 program. This number is expected to rise over autumn when fox trapping is most effective.</p>

# Declared Pest Rate 2024-2025

## 2024-25 DPRFS Final Report

### Application No. RBG-DPR24-10 From Ms Teele Hooper-Worrell

Form Submitted 29 Oct 2025, 3:33PM AWST

<p>-Weed Wiper Program</p>	<p>Activities including provision of specialist equipment to control Cape tulip. Including weed wiper maintenance, equipment deliveries, demonstration of tools and techniques, advice and guidance and pest specific workshops and events.</p> <p>Measures include feedback from workshops and landholders, number of attendees at workshops and events, equipment loans, website and social media event analysis.</p>	<p>More than 20 attendees. More than 100 acres controlled</p> <p>More than 15 landholders loaning equipment with a High level of satisfaction.</p> <p>-</p> <p>The PHBG Weed Wiper Program was popular again in 2024 with many new landholders loaning out equipment with a high satisfaction rate. More than 237Ha in total was treated for the toxic weed in 2024 by landholders.</p> <p>SMALL</p> <p>36 bookings</p> <p>12 NEW landholders</p> <p>LARGE</p> <p>21 bookings</p> <p>2 NEW landholders</p> <p>The weed wiper was presented on and demonstrated at the Weeds and Steeds event in Yarloop which was delivered as part of a drought resilience program by the Yarloop CRC. More than 30 landholders were in attendance.</p> <p>2025</p> <p>Weed Wiper Program ( first 3wks)</p> <p>SMALL</p> <p>4 bookings</p> <p>1 cancelled</p> <p>Weed wiper taken to Leschenault community event with a high level of engagement.</p>
----------------------------	---	--

# Declared Pest Rate 2024-2025

## 2024-25 DPRFS Final Report

### Application No. RBG-DPR24-10 From Ms Teele Hooper-Worrell

Form Submitted 29 Oct 2025, 3:33PM AWST

<p>-Weed Control Program</p>	<p>Activities including provision of specialist equipment to control Paterson's curse, blackberry, apple of Sodom and arum lily. Including general weed trailer maintenance, equipment deliveries, demonstration of tools and techniques, advice and guidance and pest specific workshops and events.</p> <p>Measures include feedback from workshops and landholders, number of attendees at workshops and events, equipment loans, website and social media event analysis.</p>	<p>The PHBG Weed Spray trailer was taken to multiple community events. 9 individual loans covering 18 weeks of equipment provision to landholders.</p> <p>-</p> <p>The weed control program is supported by loan equipment with the Weed spray trailer loaned out 6 times for 11 weeks duration and the tree poppers used for cotton bush removal loaned out 7 times. Facebook posts relating to weed equipment and general knowledge receive moderate-to-low engagement. While on the website the Weeds page is 6th most popular, weed wiper 7th, Cape tulip 10th.</p>
<p>-Weed ID and Advice Workshops</p>	<p>Delivery of two weed identification and advice workshops.</p> <p>Measures include feedback from workshops and landholders, number of attendees at workshops and events, website and social media event analysis.</p>	<p>Two workshops delivered with 50 attendees.</p> <p>-</p> <p>Autumn event delivered on the 26th August. It had 19 registrations and 12 attendees. 100% of feedback rated the information as extremely useful. 100% of feedback rated presenter as 4 or 5</p> <p>100% said that attending event influence likelihood of pest control. Social media engagement was moderate.</p> <p>11/6/2025 Weed Managers Forum with Stakeholders</p> <p>41 registrations 34 attendees</p> <p>100% of feedback rated the event useful</p> <p>100% of attendees rated the presenters highly</p> <p>100% of attendees would be interested in attending similar event in the future</p>

# Declared Pest Rate 2024-2025

## 2024-25 DPRFS Final Report

### Application No. RBG-DPR24-10 From Ms Teele Hooper-Worrell

Form Submitted 29 Oct 2025, 3:33PM AWST

Communication & Community Engagement - Ag Shows	PHBG information stands at local events to increase landholder awareness of declared pests, responsibilities and control options.  Measures include feedback from events and landholders, number of attendees at events, website and social media event analysis.	12,654 visits to the PHBG Website, Over 600k reach on facebook posts, 1,300 likes on FB, 10 media releases sent to local and state media connections and 2,975 newsletters sent out in the 24/25 year.  The PHBG had information stalls at the Harvey, Waroona and Brunswick Agricultural shows as well as the SJ Food and Farm Fest, Dwellingup Log chop, SJ Farmers Market, Love the Lesch community event and Mandurah community markets.
Administration & Governance	Activities include maintenance of office and grounds, insurances, financial and reporting obligations, move to new office building, professional memberships (e.g. Institute of Community Directors), meetings, stakeholder relationship management, HR obligations, recruitment of staff, and employee management and retention.	Delivery of AGM 21st August with 27 attendees. Recruitment of PHBG Feral Animal Officer. The PHBG held 5 Committee meetings and 5 Executive meetings. The PHBG met all funding and governance requirements for the year including a financial audit.

### Optional - Supporting Information

You may provide supporting information that demonstrates the delivery of funded activities

---

Filename: 2024:25 AR Snapshot.pdf

File size: 2.1 MB

---

Filename: PHBG 24\_25 KPI Score Card - Sheet1 (1).pdf

File size: 98.0 kB

Supporting information may include minutes from meetings, photographs, social media posts etc. Please note the Annual Report upload is requested below.

### Budget (GST Exclusive)

The table below details the anticipated expenditure included in the budget section of your DPRFS Application Form.

Please complete the **Actual Expenditure** column to detail the actual values which have been expended on funded activities.

Please only include funding from the Declared Pest Rate and State matched funding.

**All amounts should be GST exclusive.**

# Declared Pest Rate 2024-2025

## 2024-25 DPRFS Final Report

### Application No. RBG-DPR24-10 From Ms Teele Hooper-Worrell

Form Submitted 29 Oct 2025, 3:33PM AWST

Please **do not add commas** to figures – e.g., type \$1000 not \$1,000 – this will ensure your figures for each table total correctly.

<b>Funded Activity</b>	<b>Anticipated Expenditure (Ex GST)</b>	<b>Actual Expenditure (Ex GST)</b>
Name of program, e.g. Wild Dog Program.	Must be a dollar amount.	Must be a dollar amount.
Administration & Governance	\$77,835.00	\$70,932.00
Communication & Community Engagement	\$65,165.00	\$85,704.00
Plant Pest Program	\$236,000.00	\$190,774.00
Fox Program	\$35,000.00	\$35,000.00
Feral Pig Program	\$53,290.00	\$53,290.00
Rabbit Program	\$67,710.00	\$67,710.00
Other Animal Pest Program	\$45,000.00	\$38,953.00

## Budget Totals

The values below are auto calculated based on the values entered in the Budget Table.

<b>Anticipated Expenditure Total (ex GST)</b>	\$580,000.00	<b>Actual Expenditure Total (ex GST)</b>	\$542,363.00
	0		0
	This number/ amount is calculated.		This number/ amount is calculated.

## Annual Report & Independent Financial Audit

The **Final Report** consists of this report as well as the following supporting information:

- **Organisation's Annual Report, and**
- **Independently Audited Financial Report**

Refer to your funding agreement or Sections 6-7 of the DPRFS Administrative Guidelines (or successor guidelines) for full requirements.

### Provide supporting documents

---

Filename: FINAL\_2425PHBG AR\_Compressed.pdf

File size: 3.1 MB

Supporting information Audited Financial Statements

### Provide supporting documents

---

Filename: 2025 Peel Harvey Biosecurity Group Financial Statements\_FINAL\_Signed.pdf

File size: 631.0 kB

Supporting information Annual Report

# Declared Pest Rate 2024-2025

## 2024-25 DPRFS Final Report

### Application No. RBG-DPR24-10 From Ms Teele Hooper-Worrell

Form Submitted 29 Oct 2025, 3:33PM AWST

#### Provide supporting documents

---

Filename: FINAL\_2425PHBG AR\_Compressed.pdf

File size: 3.1 MB

Further supporting information

#### RBG Website

<https://www.phbg.org>

Must be a URL.

Optional - Include link to your website to provide more information on your group's work and broader impact

#### Unspent DPR Funding

Please provide information about **all** DPA unspent funds your RBG holds as of 30 June 2025.

##### This includes where indicated:

- Any DPA funds received in 2024-25 that were not expended by year end, and
- Any unspent DPA funds carried forward from previous financial years that remain on hand.

Unspent funding includes any DPA funds held by the RBG which have not been expended. All unspent DPA funds held by the RBG must be classified in the following ways which are applicable:

(i) **Accrued expenses** – funds associated with a cost for goods or services that were provided or delivered **before** 30 June but were not paid before 30 June;

(ii) **Planned unspent funds** – funds the RBG knew would remain unspent and were **explicitly** included in the following year's DPRFS application, budget and operational plan;

(iii) **Reserved DPA funds** – only to be used where prior approval has been granted by DPIRD for a specific or strategic purpose where funds need to be purposefully carried over multiple years – these funds are intentionally retained for an approved future strategic activity;

(iv) **Unplanned unspent funds** – funds that do not fall into one of the above categories are considered unplanned.

Refer to the most recent DPRFS Administrative Guidelines **Section 1 - Managing Declared Pest Account Funding - Unspent Funds: Categories, Reporting and Use** for full details.

The values reported here must match the amount reported in your Independently Audited Financial Statements and DPA cash reconciliation.

#### Unspent DPR - Current Year

**What, if any, is the total value of CURRENT YEAR unspent DPA funds from 2024-25**

\*

\$37,637.00

Must be a dollar amount.

This refers only to DPA funds from current year activity as shown on the Income Statement and should not include funds leftover from other sources. If no current year unspent funds, insert \$0.

**If applicable, please explain what the current year unspent funds relate to**

Efficiencies were found that led to savings even as 97% KPI's were delivered. Staffing was the major cause of savings as the PHBG Weed Officer left and whose role hasn't been

**Declared Pest Rate 2024-2025**  
**2024-25 DPRFS Final Report**  
**Application No. RBG-DPR24-10 From Ms Teele Hooper-Worrell**  
Form Submitted 29 Oct 2025, 3:33PM AWST

replaced yet.

Hint: For example, which activities did not proceed or were only partially completed or expenses were accrued

**Unspent DPA funds - ACCUMULATED**

**What, if any, is the total ACCUMULATED amount of Unspent DPA funds your RBG has on hand as at 30 June 2025\***

\$37,637.00

Must be a dollar amount.

This should include all unspent DPA funds from 2024-25 plus any DPA funds from prior years that your RBG has on hand. This amount should be equal to or more than the amount listed above and should be clearly identified in the closing DPA cash balance in your financial statements. If no accumulated unspent funds, insert \$0.

**BREAKDOWN OF ACCUMULATED UNSPENT DPA FUNDS:**

Of the total **ACCUMULATED** unspent DPA funds on hand at 30 June 2025, please show how this amount is split across the categories below. Leave any category blank that does not apply to your RBG:

**Accrued Expenses/Accounts Payable**

Must be a dollar amount.

DPA expenses incurred before 30 June, but not paid before 30 June

**Planned Unspent Funds - included in 2025/26 Application**

Must be a dollar amount.

DPA funds that were explicitly included in your approved 2025/26 DPRFS application budget and operational plan (must equal the amount submitted). Contact DPRFS team if you are unsure whether these funds were included in your submitted budget or the amount included.

**Reserved Funds (DPIRD pre-approval required) - Final Reports that classify funds as Reserved without prior DPIRD approval will not be accepted and will be returned for correct classification**

Must be a dollar amount.

Must have been discussed and approved by DPIRD before submission of the final report. Reserved funds will not be deducted from the second DPA transfer.

**Unplanned Unspent Funds**

\$37,637.00

Must be a dollar amount.

Any remaining unplanned unspent funds not classified in the above categories must be reported here.

**IMPORTANT:**

If an RBG wishes to use **unplanned unspent** DPA funds from 2024-25 in the new financial year for any activities not included in the approved forward-year budget and operational plan, a variation must be submitted and approved by DPIRD before the funds are used.

Refer to the most recent Administrative Guidelines **Section 1** for full details.

**Declared Pest Rate 2024-2025**  
**2024-25 DPRFS Final Report**  
**Application No. RBG-DPR24-10 From Ms Teele Hooper-Worrell**  
Form Submitted 29 Oct 2025, 3:33PM AWST

## Certification Declaration

**\* indicates a required field**

### Declaration

This section must be completed by the Chairperson, or appropriate delegate, on behalf of the Recipient organisation.

Once this form is submitted via SmartyGrants, it will be deemed as authorised by the below signatory, despite no signature provided.

By submitting this application, I acknowledge that:

- The information provided in this application is, to the best of my knowledge, accurate and complete.
- If any personal details of a third party are included, the third party has been made aware of, and given their permission for, those details to appear in this Final Report.

#### I Agree \*

Yes

#### RBG Name

Peel Harvey Biosecurity Group Inc

Name of Entity as listed in official documentation such as ABR, ACNC or ATO

#### Name \*

Ms Teele Hooper-Worrell

#### Position \*

Executive Officer

#### Email

[executive@phbg.org](mailto:executive@phbg.org)

Must be an email address.

#### Date \*

29/10/2025

Must be a date.



# PEEL HARVEY BIOSECURITY GROUP



## 2024/25 Annual Report

---



# Peel Harvey Biosecurity Group's 2024/25 SNAPSHOT



**15  
Events**

We delivered a range of events on topics ranging from pest birds, fruit fly to feral pigs. This number does not include the community events attended with a stall.



**325  
Attendees**

Over 300 participants spent time at PHBG events over the 24/25 financial year. This equates to thousands of hours of face-to-face engagement with our landholders.



**217 Equipment  
loans**

Landholders loaned out over 200 pieces of PHBG equipment. The process includes delivery, pick up, instructions and expertise.



**582ha protected**

Landholders using 1080 products through a Registered Pesticide Permit (RPP) helped protect over 580ha from feral animals like rabbits and foxes.



**46 Biocontrol  
program**

Forty-six landholders registered to take part in the annual calicivirus release to help manage rabbit populations.



**64 Rabbit blood  
samples collected**

We are building an immunity map to help direct effective rabbit biocontrol activities. We have collected 64 blood samples so far.



**51  
WW loans**

Our weed wipers were out on loan for over 357 days this year to help control Cape tulip over 237ha of local land.



**4.8 FTE**

We have a dedicated part-time team that delivers pest-management programs for local landholders, with an average of 4.8 FTE of contact time.



**762  
Landholder Letters**

We engage with landholders through a range of means - for example this year, we sent out over 700 letters on invasive species

## MISSION

Our mission is to use the tools at our disposal to get priority pests on the day-to-day agenda of people who live, work or operate in our patch.



## VISION

Our vision is to see the negative impacts of declared pests (both plants and animals) reduced to a minimum, or level that is accepted locally.

# Chair's Report



In reviewing the past 12 months I am reminded just how important it is to have a group solely dedicated to biosecurity management in the local government areas from Serpentine-Jarrahdale to Harvey. It not only ensures that we are in a better position to assist landholders in responding to new challenges, like the polyphagous shot-hole borer, but also provides for innovation in developing new tools for tackling existing declared pests, such as an AI rabbit trap! This was the brain-child of our EO, Teele Hooper-Worrell, after we saw a presentation at the 2024 RBG Forum on an AI trap developed in New Zealand to capture possums.

As the Minister for Agriculture and Food said in a recent letter to the RBG Advisory Group, "the work that RBGs undertake is a valued part of our biosecurity system" - I wholeheartedly agree.

To continue that work we need a strong management committee, talented and dedicated staff, and funding certainty. I am very thankful to those that have given their time to serve on our committee, some over many years. Your contribution is invaluable and I encourage others to join us to ensure the PHBG committee remains representative of our local communities and has a diversity of knowledge and backgrounds. We've had some changes in our staff but I am very confident that under Teele's leadership we have a strong team to serve our stakeholders well into the future.

As for funding certainty, we are still waiting to see the government's response to the BAM Act review report and its recommendations, however the Minister has reaffirmed her intent to maintain Declared Pest Account funding stability while any reforms are assessed, developed and implemented. We have been assured that any potential changes to the Act will require further consultation. When that opportunity arises, I encourage all our stakeholders to contribute so that we can ensure there remains a well-funded, locally-based community group focused on promotion, education and management of biosecurity in Peel Harvey.

## Contents

Executive Report

Meet the Team


Community Survey Responses

Program Reports:

- Schools Program
- Feral Animal Program
- Declared Weeds Program
- CrISP Program Update

Governance and Stakeholders

Financial Report



## Spread the word—not the pest

The PHBG engages with our local community through a suite of mechanisms



**12,654**

VIEWS ON THE PHBG WEBSITE

**325**

ATTENDEES



AT PHBG EVENTS IN 2024/25



**617,089**

PEOPLE SAW PHBG CONTENT ON FACEBOOK



**1,300**

LIKES ON THE PHBG FACEBOOK PAGE



**10**

MEDIA RELEASES

SENT IN 2024/25

**2,975**



COMMUNITY NEWSLETTERS SENT IN 2024/25



# Executive Officer report

The 2024/25 year brought some new challenges to the delivery of biosecurity services to the Peel-Harvey region in the form of a little beetle. The polyphagous shot-hole borer (PSHB) is a recent reminder of how important a strong biosecurity system is in protecting our Australian way of life. The northern part of the PHBG's operational area was included in the quarantine zone in the initial response delivered by the Department of Primary Industries and Regional Development (DPIRD). Now with the decision to move from eradication to management, we await the declaration of the borer as a C3 declared pest to allow RBGs to develop and deliver supportive programs for ongoing management.

While the PSHB is a new pest, the ongoing management of established species was still high on the agenda of locals in the last year, with the community survey picking up priority species of concern. The responses of the 2024 community survey will be used to direct program development and PHBG investment, some results can be found on page x.

The team evolved through the year with some members leaving, and others taking on more senior positions. Even through these changes, the team was able to increase service delivery and leverage connections. Programs such as CrISP and the Pesky Pests Schools Program have moved from strength to strength, allowing access to new audiences and stakeholders. Equipment delivery is well regarded by the local community with the entire range of equipment utilised throughout the year.

While the ongoing BAM Act review is still a barrier to future strategic planning and investment, the PHBG continues to build a strong base from which to deliver value to its local community. Well done to the hard working staff and committee whose commitment to the health and wellbeing of the local area have resulted in another year of success program delivery.

## AI Rabbit Trap

During 24/25 the PHBG's AI Rabbit Trap research program entered the field work stage. In partnership with Critter Solutions New Zealand and Murdoch University, two prototype traps were sent to PHBG have been collecting pictures to train an AI program to identify rabbits.

Alongside rabbits, the traps have also captured images of parrots, magpies, bandicoots, dogs and kangaroos - a representative sample of the suite of off targets that are active in our peri-urban environments.

The aim of the research project, being run in collaboration with local landholders, is to collect information on how rabbits and off target animals interact with the traps and to collect enough images to train an Ai program that will identify rabbits to a high level of accuracy.

The future stages of the project aim to incorporate a lethal control mechanism within the trap to provide a safe, effective trap option to control rabbits in areas rich in off-target species. This program represents the commitment of PHBG in developing innovative biosecurity solutions.



# Meet the team



## TEELE HOOPER-WORRELL

EXECUTIVE OFFICER

As the EO I act as the driver of the PHBG Committees strategic direction while managing day to day operations. I work to ensure the organisations sustained delivery of coordinated biosecurity outcomes across the region by developing partnerships, programs and engagement opportunities. Fun fact my new obsession is knitting.



## JORDON GARBELLINI-ADAMS

FINANCE OFFICER

Jordon Garbellini-Adams is the team's part-time Finance Officer, in charge of the day-to-day bookkeeping and payroll. Fun fact - in her spare time Jordon writes children's picture books!



## KIM NICHOLSON

EQUIPMENT OFFICER

As the Equipment Officer, my core responsibility is to manage and maintain a comprehensive inventory of specialised equipment readily available for loan to landholders within our operational area. This equipment is specifically designed to empower landholders in their efforts to control declared pests on their properties, thereby contributing to the broader biosecurity objectives of the region. Fun Fact is i've competed in the Busselton Jetty swim for the last three years.



## LACEY FORD

FERAL ANIMAL PROGRAM OFFICER

As the feral animal program officer, I am the go to person for all the feral animal needs. My day to day will have me organising events on best practice control, assisting landholders with visits for site specific advice, walking through a feral pig trapping program to searching and adding to our information library for landholders. Fun fact I have a database with 1000s of entries planning the family's farm Ai program.



## FRAN LENGELING

LEARNING & ENGAGEMENT

As L&E Officer, I work with local schools and home educators to engage children in learning about declared pests and biosecurity through fun, hands-on activities. I also develop and deliver programs for the wider community, helping young people connect with nature, understand local challenges, and feel empowered to protect our environment. Fun fact about me: I climbed the Sydney Harbour Bridge over 300 times.



## SUZIE WINTERTON

COMMUNICATIONS

As Media Officer, I create content and manage our media channels, which include Facebook, Youtube, the website and newsletters. I really enjoy working with the team and turning their day-to-day and ideas into interesting and useful resources for our stakeholders. Fun fact about me: I created my vegie patch just so I could have tomatoes with flavour - the other vegetables are only there for soil health.



## RACHEL RAND

CROSS TENURE INVASIVE SPECIES PROGRAM MANAGER

As the CrISP manager I work with public land managers to reduce the impacts of declared pests on private properties. This includes undertaking site visits, creating integrated management plans and organising and funding control efforts. If there's a reserve or public space harbouring an invasive species that's affecting you, let me know. Fun fact I won the staff costume prize last year for with a pair of crazy leggings.

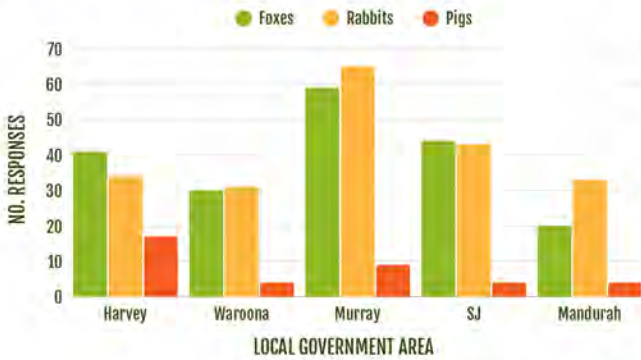


The PHBG would like to extend our appreciation to past team members Megan Plant, Megan LeRoy, Sarah Stanaitis and John Dela Torre.

# 2024 Community Survey Responses

In 2024, PHBG sent out over 7,000 postcards with a survey link to landholders across the Peel Harvey. The survey asked our community members for their thoughts on biosecurity, their knowledge of PHBG, and their service preferences. Survey responses indicated that community members generally knew what the PHBG did, with the majority of interactions describe as positive and helpful. Here are some further insights from the survey results showcasing how the PHBG are continuing to develop programs inline with community priorities.

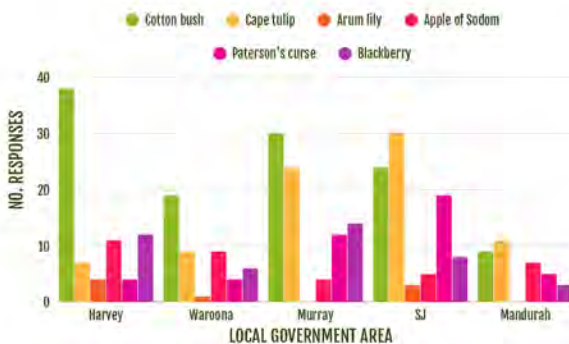
## WHAT FERAL ANIMALS AFFECT YOU?



## NEXT STEPS

Landholders identified three main feral animals that affected them: rabbits, foxes and feral pigs. PHBG will continue to deliver workshops, information sessions and demonstrations on these species as a priority.

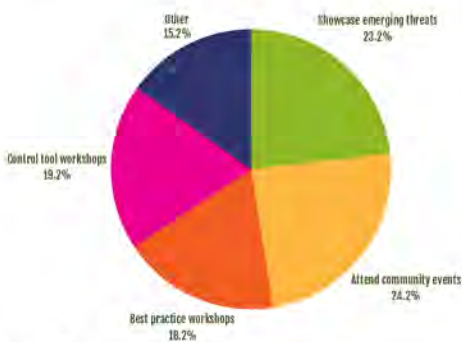
## WHAT DECLARED WEEDS AFFECT YOU?



## NEXT STEPS

Landholders reported a wide range of impacts from declared weeds. On top of this, survey responses revealed that a wider range of equipment was seen as beneficial. PHBG will continue to expand its range of equipment especially in regards to effective control equipment for declared weed control.

## TOP 5 EVENT REQUESTS



## WHEN WOULD YOU PREFER OUR EVENTS TO BE HELD?



## NEXT STEPS

- PHBG will increase its weekend event delivery by partnering with local weekend events and community groups to increase engagement.
- Event topics and focus to be informed by the top 5 event requests, with a commitment to deliver one of each of the top 5 requests in each operational year moving forward.
- PHBG to continue delivering events in a range of time slots and provide topic summaries or presentation notes where interested parties were not able to attend.



# Pesky Pests School Program



Our newly developed Pesky Pests incursion program is off to a strong start, engaging **398 students** since the beginning of Term 1, 2025. These activity-based incursions give us the opportunity to visit schools across the region and teach students about declared pests relevant to their area. The program is helping prepare our future landholders to meet biosecurity challenges with confidence.

Alongside incursions, our biosecurity resource boxes have been revamped and remain popular with home educators. In addition, our newly launched school holiday programs have quickly gained momentum and are proving popular with parents and children alike.

To further expand our reach, Pesky Pests toy library resource boxes have been developed and are now available for loan at both Murray and Greenfields toy libraries, ensuring that even the youngest learners can begin exploring biosecurity concepts in a hands-on and engaging way.

## Biosecurity education for young minds



[www.schools.phbg.org](http://www.schools.phbg.org)



[schools@phbg.org](mailto:schools@phbg.org)

# Feral Animals



**Fox Control for Small Landholders, Pinjarra**



**Feral Pig Figure 6 Building Workshop, Yarloop**



**Pest Bird Stakeholder Meeting, Mandurah**

PHBG hosted, attended and presented at a range of events across Australia advocating for the importance of feral animal control across different landscapes. The Peel-Harvey region is a diverse area with landholder types changing from urban to peri-urban to rural. Feral animals can take full advantage of resources within different landholder types and can exist at higher numbers in urban and peri-urban areas. For this reason, the feral animal events PHBG delivers cover a range of topics and formats to meet this complexity.

Recent firearms reform was a hot topic on social media and at feral animal events over the last year. The changes to firearms use and its impact on feral animal control may present extra challenges in the future and PHBG programs will evolve to provide landholders with up-to-date information and support.

Our 24/45 feral animal program culminated in the **South West Vertebrate Forum** which saw presenters from across Australia connect with local stakeholders. Attendees came from Mukinbudin, Albany, Kojanup and Manjimup, showcasing the interest in collaboration and discussion in the space. This is the second year PHBG has delivered the two-day forum and we look forward to growing the event to be bigger and better each year.



**46 fox traps** delivered to landholders to loan



**64 Rabbits** caught and tested for calicivirus antibodies.

51



**Rabbit traps loans**

41



**Bait stations loans**

7



**Warren smoker loans**

During 2024/25 the PHBG team was kept busy responding to landholder requests for services to assist in the management of feral animals across Peel-Harvey. The most common requests were about rabbits. The decline in effectiveness from the RHDV1 K5 biocontrol product put the onus back onto effective integration of traditional methods to achieve long term control of rabbits. While biocontrols have been effective across Australia in keeping rabbit numbers low, it cannot be relied upon to reduce the impact of rabbits on individual properties. To help understand immunity levels, PHBG, contractors and landholders worked together to collect **64 blood samples** to test for immunity antibodies. This helped create an immunity map resource for the area that will direct more effective biocontrol activities. Landholders can add to this resource by incorporating blood sample collection during shooting control events. Check out the immunity map created from the first round of blood samples further on.

PHBG offers site visits to help landholders build a plan that suits their individual needs. Often site visits result in landholders requesting equipment from the PHBG Equipment Program. We loaned out **99 pieces of equipment** to help landholders control rabbits alone during 24/25.

# SW Vertebrate Management Forum

24 & 25 June 2025, Pinjarra

11

Presenters - in person and interstate



50+ registrations over the two days

100%

Of attendees interested in events in the future



97% of attendees found the information presented useful or extremely useful

12

Government or not-for-profit groups represented at the event

The SW Vertebrate Management forum was an extremely collaborative event over 2 days held in the Murray Shire. Representatives from many government bodies along with local landholders and pest control professionals were in attendance. Talks covered topics inclusive of feral pig spread and behaviour, fox and pig parasites, PHBG rabbit blood drive results, deer control, how to manage social media and much more.

## FEEDBACK

"It was awesome and informative, Thankyou!"

"This was a fabulous event, I learnt a lot. It was great to talk to people who are facing the same challenges."

"Excellent presenters and very professionally delivered in an informal setting"



Presenter Dr Darren Marshall  
Centre for Invasive Species



Presenter Dr Narelle Dybing,  
National Feral Pig Program

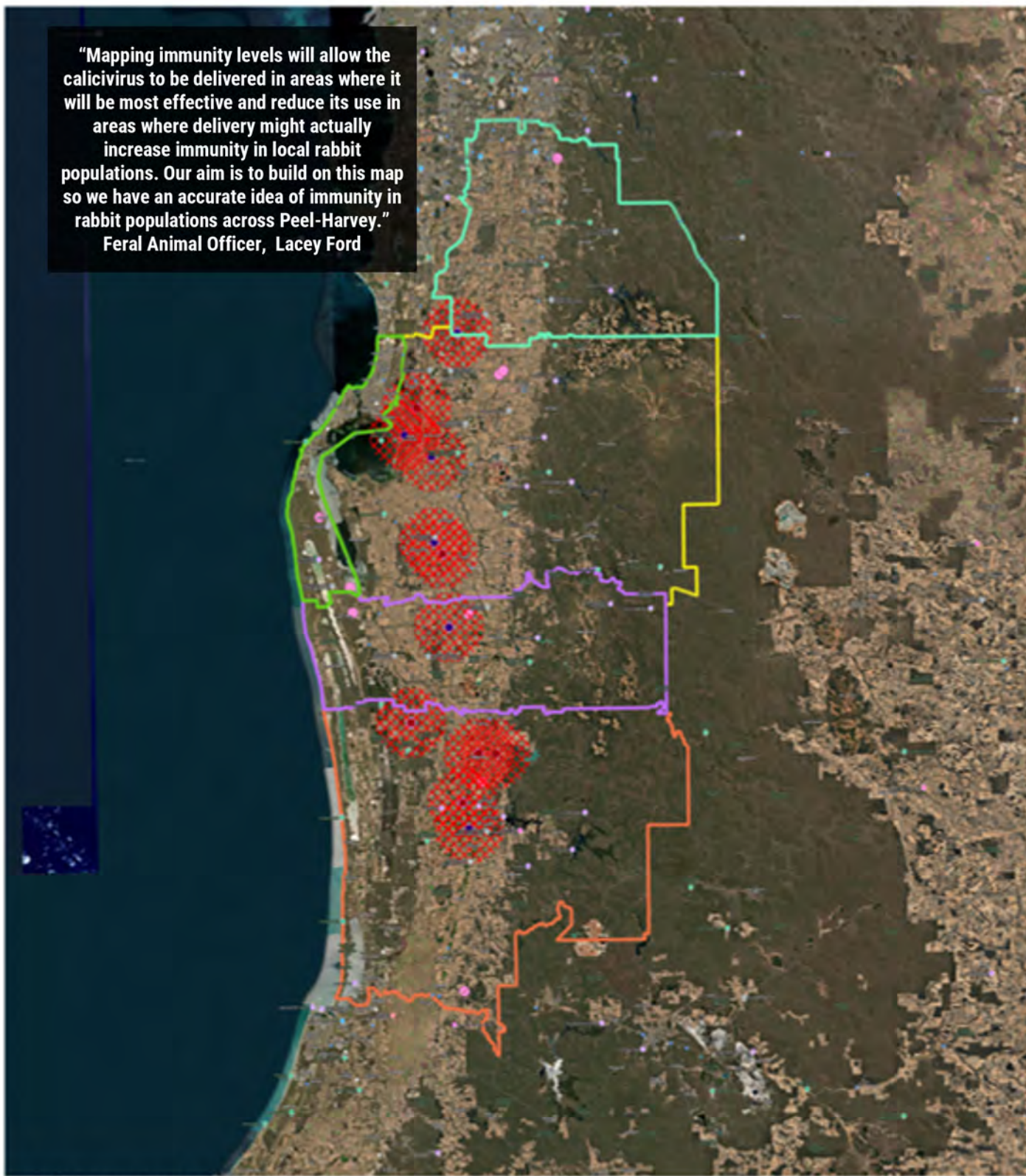


Presenter Linda Vernon,  
Central Wheatbelt Biosecurity Association



Presenter Rachel Rand,  
PHBG CrISP Manager

“Mapping immunity levels will allow the calicivirus to be delivered in areas where it will be most effective and reduce its use in areas where delivery might actually increase immunity in local rabbit populations. Our aim is to build on this map so we have an accurate idea of immunity in rabbit populations across Peel-Harvey.”  
 Feral Animal Officer, Lacey Ford



**Peel Harvey Biosecurity Group:  
 2024-2025 Calicivirus Immunity Testing Results**



- Local Government Area Boundaries**
- ▭ HARVEY, SHIRE OF
  - ▭ MANDURAH, CITY OF
  - ▭ MURRAY, SHIRE OF
  - ▭ SERPENTINE-JARRAHDAL, SHIRE OF
  - ▭ WAROONA, SHIRE OF
  - RHDV1 Positive 2024-25
  - ▭ RHDV1 Positive Buffer
  - RHDV2 Positive 2024-25
  - ▣ RHDV2 positive Buffer 2024-25
  - Blood Drive Collections 2024-25



## OUR GOVERNANCE

PHBG is governed in a way that empowers local people and authorities. It is a not-for-profit organisation operating under the *Associations Incorporation Act 2014*. It adheres to relevant laws for its operations (e.g. *Animal Welfare Act 2002*) and is recognised under the *Biosecurity and Agriculture Management Act 2007*.

A **landholder** within the PHBG operational area can apply for **ordinary membership**. Applicants must agree to adhere to the association rules (set out in law) and the constitutional objects of the organisation.

The **PHBG committee** sets the overarching vision for the organisation. It approves the annual budget and makes decisions relating to strategic planning, risk management and memberships. The committee also consider matters arising at a state and federal level from government biosecurity policy and administration that may affect the management and operations of PHBG. Each LGA has one representative with full voting rights on the PHBG committee. The representative can be a councillor or employee. For each local government area, there can be up to three ordinary members on the PHBG management committee. Each ordinary member on the committee has full voting rights.

## OUR STAKEHOLDERS

The PHBG operational area is large and diverse. It comprises the Local Government Authorities (LGAs) of Serpentine-Jarrahdale, Mandurah, Murray, Waroona and Harvey. Over 169,000 landholders live in this patch, with over 9,000 paying the Declared Pest Rate (DPR).

### Stakeholders include:

- Local government authorities/councils
- Land managers of crown land, public estates and protected areas
- Lifestyle block landholders
- Primary producers such as farmers, market gardeners, viticulturists and orchardists
- Primary and secondary schools
- Hunters and shooters
- Tourists, bush walkers and hikers
- Infrastructure companies including ARC infrastructure
- Local NRM groups including catchment councils, landcare groups
- Progress associations and civic clubs
- Managers of water assets including Water Corporation and Harvey Water
- Training providers such as TAFE
- Private providers of pest control and environmental services
- Equine enthusiasts



In 24/25 over 7,000 postcards were sent out to landholders to collect responses to survey questions on priority pests, event topics and types as well as equipment options. Thanks to all landholders who took the time to provide their input.

# Declared weeds

Declared weeds can be found across Peel-Harvey, and there are six species prioritised by the local community that direct the majority of PHBG declared weed activities. The program includes workshops and events, validating community weed reports and loaning equipment free for local landholders to encourage effective control.

PHBG received **105 weed reports** during the 24/25 time period and undertook more than **170 validations**, which resulted in **151 targeted landholder letters** being sent out. These letters include information on the type of infestation, control methods and how PHBG can support effective control and management. This work is on top of are wide mail outs for hot spot areas where weed alerts are sent out to encourage reporting and monitoring by landholders.

PHBG also took weed equipment to local community events like market days, agricultural shows and community events to increase awareness for the equipment program. Community members were also canvassed on new equipment options, continuing the tradition of community led biosecurity services by the PHBG.

PHBG usually delivered two Weed ID and Advice Workshops each year but in the 24/25 period we tried something new and hosted a **Weed Managers Forum** to connect land managers and staff active in the sector. Invitations were shared with local and state government staff, NRM groups, local indigenous ranger groups and industry stakeholders. Presentations covered topics like innovations in electrical weed control, best practise management, urban weed control and the latest weed research projects. Feedback for the new forum was very positive with another forum planned for early 2026.



**120 weed target area letters sent out to local landowners**



**Over 170 weed report validations delivered by PHBG staff**



**151 landholder letters sent out in response to validated weed reports**



**12 tree popper loaned for landholders wanting a herbicide free option**

The PHBG **Weed Wiper Program** continues to grow as more landholders become aware of the free equipment available to support them in the control and management of the toxic weed, Cape tulip. Past localised flooding events have seen new areas being impacted. It takes three seasons for Cape tulip to mature enough to produce new seed, meaning that landholders have a window where control is highly effective for new infestations. PHBG validates and maps Cape tulip reports to contact impacted landholders. Over **80 Cape tulip hotspot mailouts** were sent out that shared control information and spread awareness on PHBG programs and services. The Cape tulip program had **14 new landholders register** to loan equipment in 2024 reflecting effective word of mouth and program advertising.

The availability of the PHBG's **weed spray trailer** is growing in awareness with local landholders. The trailer was purchased to provide an equipment option to control priority weeds using a hose such as cotton bush, apple of Sodom and blackberry, or using the boom to target Paterson's curse. Only **9 landholders** loaned the weed spray trailer during 24/25, but due to its availability these landholders were able to use the equipment past the normal 7 day loan period enabling them to work around the weather to target their problem areas. Social media was used to explore landholder sentiment on expanding the equipment available to target weeds with additional ute based alternatives. These options are available to purchase when demand increases.

**50**



**Weed Wiper loans**

**236Ha**

**Controlled through the WW program**

**9**



**Weed Spray Trailer loans**



Weed Managers Forum, Waroona



Weed presentation, Mandurah



Steeds and Weeds, Yarloop



Weed Wiper at the Waroona Show

# Cross-tenure Invasive Species Program

The Cross-tenure Invasive Species Program (CrISP) is a new project designed to connect the biosecurity efforts of public and private land managers. CrISP's role is to showcase the benefits of cross-tenure coordination in declared pest management. In other words, how landholders and land managers working together can reduce the impact of invasive species and protect the agricultural and natural environments of the Peel-Harvey region.

Program activities include identifying declared pest hotspots on public land and controlling their effects using integrated pest management (IPM) techniques. Landholders can report infestations of feral animals or declared weeds to the CrISP program if they are causing environmental damage and affecting private landholders. So far, the program has received **51 reports** from the community about hot spot areas.

The program has been successful in connecting PHBG staff with public land managers growing the groups influence in the uptake of best practise control methods. While the CrISP Program can provide funding to cover the cost of effective invasive species control often the sharing of information and exploring different ideas options as well as developing a management plan has led to action being taken without the need for additional funding being provided. Over **30 site visits** were undertaken as part of program activities and over **\$20,000** provided for local invasive species control.

## Spread of Project Sites

- Serpentine Jarrahdale
- Murray
- Waroona
- Harvey
- Mandurah





**13**  
IMPs  
developed



**5**  
Community  
events



**7**  
Presentations  
delivered

CrISP activities in 24/25 included a **roadshow of events** across PHBG's operational area to advertise the program and encourage reporting of sites for review. The roadshow incorporated traditional event formats alongside pop ups at local shops and community events. The CrISP Manager also presented at stakeholder events and meetings to encourage collaboration, reporting on top of advocating for the increase of best practise methods to combat local invasive species issues.



**Foxes and Tulips**



**Curse of the Rabbit**



**Lillies and Lorikeets**



**Pest Patrol**



**Snouts and Trouts**

**Rabbit Warren Mapping, Point Repose**





# Financial Statements

# PEEL HARVEY BIOSECURITY GROUP INCORPORATED

## STATEMENT BY THE COMMITTEE

In The opinion of the Committee: -

1. The accompanying Income & Expenditure Statements of the organisation are drawn up so as to give a true and fair view of the results of the organisation for the year ending 30 June 2025.
2. The accompanying Balance Sheet of the organisation is drawn up so as to give a true and fair view of the state of affairs of the organisation as at the end of that period.
3. At the date of this statement there are reasonable grounds to believe that the organisation will be able to pay its debts as and when they fall due.
4. The accompanying financial statements have been prepared in accordance with Australian Accounting Standards and Applicable Approved Accounting Standards as noted in Note 1 of the accompanying accounts and do comply with the organisation's constitution.

This statement is made in accordance with the resolution of the Committee and is signed for and on behalf of the Committee by:



Name .Brian Doy

Position: Chair

Dated: 26/09/2025



Name Collen Archibald

Position: Treasurer

Dated: 26/09/2025

**Peel Harvey Biosecurity Group**  
**STATEMENT OF PROFIT OR LOSS AND OTHER COMPREHENSIVE INCOME**  
For the year ended 30 June 2025

	<b>2025</b>	<b>2024</b>
<b>Income</b>		
4-1052 Declared Pest Account	445,941	419,577
4-1063 Carryover Declared Pest Account	240,885	157,379
4-1101 Carryover Grant Other	473	-
4-5020 Interest Income	9,553	217
4-1050 Grants State	-	12,500
4-1061 Carryover Grant State	-	5,214
4-5050 Sundry Income	227	227
<b>Total Income</b>	<b>697,079</b>	<b>595,114</b>
<b>Gross Profit</b>	<b>697,079</b>	<b>595,114</b>

These are audited special purpose financial statements and should be read in conjunction with the audit report.

**Peel Harvey Biosecurity Group**  
**STATEMENT OF PROFIT OR LOSS AND OTHER COMPREHENSIVE INCOME**  
For the year ended 30 June 2025

	2025	2024
<b>Expenses</b>		
6-0010 Accounting and bookkeeping	-	1,022
6-0020 Advertising and marketing	10,643	20,000
6-0040 Asset Purchased	1,052	41,486
6-0050 Audit Fees	2,800	3,600
6-0070 Bank charges and fees	275	239
6-0100 Cleaning and Office Maintenance	5,335	5,542
6-0110 Events	1,078	1,649
6-0111 Catering	5,384	3,931
6-0112 Workshops	3,657	10,372
6-0113 Field Days	255	-
<b>Total 6-0110 Client or Event Support</b>	<b>10,374</b>	<b>15,952</b>
6-0210 Consumables	-	116
6-0220 Computer and IT	9,259	18,510
6-0230 Consultants and Contractors	12,745	30,985
6-0233 Surveys	-	3,000
6-0234 Weed Control	11,645	147
6-0235 Pest Control	9,748	14,000
<b>Total 6-0230 Consultants and Contractors</b>	<b>34,138</b>	<b>48,132</b>
6-0240 Landholder Communication	1,803	8,261
6-0300 Gifts and donations	43	161
6-0320 Equipment and tools	9,076	9,020
6-0330 Fees Baits and Permits	1,907	497
6-0395 Health & Safety	520	5,338
6-0400 Insurance	10,114	6,730
6-0480 Meeting Expenses	1,325	960
6-0490 Membership & Conference Fees	1,104	1,663
6-0500 Motor Vehicle Expenses	305	772
6-0501 MV Fuel & Oils	6,233	4,011
6-0505 MV Lease	25,479	12,760
<b>Total 6-0500 Motor Vehicle Expenses</b>	<b>32,017</b>	<b>17,543</b>
6-0510 Postage & shipping	1,451	635
6-0520 Printing, stationery & supplies	1,964	4,621
6-0540 Publications and Resources	4,921	17
6-0570 Rent or Lease of Buildings	21,989	23,831
6-0590 Repair and maintenance	2,279	7,009
6-0600 Salary and wages - staff	412,041	278,620
6-0605 Novated Lease	19,481	12,738
6-0607 Superannuation Expense	49,174	31,678
6-0608 Annual Leave Provision	7,150	7,705

These are audited special purpose financial statements and should be read in conjunction with the audit report.

**Peel Harvey Biosecurity Group**  
**STATEMENT OF PROFIT OR LOSS AND OTHER COMPREHENSIVE INCOME**  
For the year ended 30 June 2025

	<u>2025</u>	<u>2024</u>
<b>Expenses (Continued)</b>		
6-0609 LSL Provision	6,134	1,057
6-0610 Insurance Workers Comp	3,813	3,287
6-0650 Schools Outreach	-	165
6-0660 Staff Amenities	45	329
6-0670 Sundry Expenses	-	2
6-0680 Telephone & internet	6,660	5,785
6-0700 Training and Development (Staff)	10,422	14,862
6-0710 Travel expenses	3,057	1,951
6-0711 Accommodation	3,985	2,574
<b>Total 6-0710 Travel expenses</b>	<b>7,042</b>	<b>4,525</b>
6-0720 Utilities	<b>933</b>	<b>744</b>
6-0730 Volunteer Costs	-	-
6-0732 Volunteer Training	-	500
<b>Total 6-0730 Volunteer Costs</b>	<b>-</b>	<b>500</b>
6-0800 Reserves Non DPA	9,795	-
<b>Total Expenses</b>	<b>697,079</b>	<b>602,882</b>
<b>Other Income</b>		
Transfer to (from) Non DPA Reserve	-	7,768
<b>Total Other Expenses</b>	<b>-</b>	<b>7,768</b>
<b>Other Expenses</b>		
BAS Roundoff Gain or Loss	-	-
<b>Total Other Expenses</b>	<b>-</b>	<b>-</b>
<b>Surplus \ (Deficit) for the Year</b>	<b>-</b>	<b>-</b>
<b>Other Comprehensive Income</b>		
<b>Total Other Comprehensive Income</b>	<b>-</b>	<b>-</b>
<b>Total Comprehensive Income</b>	<b>-</b>	<b>-</b>
<b>Deficit / (Surplus) attributable to members</b>	<b>-</b>	<b>-</b>
<b>Total Comprehensive Income attributable to members</b>	<b>-</b>	<b>-</b>

These are audited special purpose financial statements and should be read in conjunction with the audit report.

**Peel Harvey Biosecurity Group**  
**STATEMENT OF PROFIT OR LOSS AND OTHER COMPREHENSIVE INCOME**  
For the year ended 30 June 2025

	Crisp	DPA Admin	DPA Comms	DPA Feral Pests	DPA Weeds	General Operating	Not Specified	TOTAL
<b>Income</b>								
4-1052 Declared Pest Account	(134,059)	77,835	65,165	201,000	236,000	-	-	445,941
4-1063 Carryover Declared Pest Account	278,523	(6,903)	20,538	(6,047)	(45,226)	-	-	240,885
4-1101 Carryover Grant Other	-	-	-	-	-	473	-	473
4-5020 Interest Income	-	-	-	-	-	9,553	-	9,553
4-5050 Sundry Income	-	-	-	-	-	227	-	227
<b>Total Income</b>	<b>144,464</b>	<b>70,932</b>	<b>85,703</b>	<b>194,953</b>	<b>190,774</b>	<b>10,253</b>	-	<b>697,079</b>
<b>Gross Profit</b>	<b>144,464</b>	<b>70,932</b>	<b>85,703</b>	<b>194,953</b>	<b>190,774</b>	<b>10,253</b>	-	<b>697,079</b>
<b>Expenses</b>								
6-0020 Advertising and marketing	1,386	706	4,694	3,052	805	-	-	10,643
6-0040 Asset Purchased	1,052	-	-	-	-	-	-	1,052
6-0050 Audit Fees	-	2,800	-	-	-	-	-	2,800
6-0070 Bank charges and fees	-	215	-	60	-	-	-	275
6-0100 Cleaning and Office Maintenance	1,067	1,067	1,067	1,067	1,067	-	-	5,335
6-0110 Events	-	-	749	330	-	-	-	1,078
6-0111 Catering	683	33	60	3,575	1,033	-	-	5,384
6-0112 Workshops	832	-	-	2,574	252	-	-	3,657
6-0113 Field Days	-	-	255	-	-	-	-	-
<b>Total 6-0110 Events</b>	<b>1,515</b>	<b>33</b>	<b>809</b>	<b>6,478</b>	<b>1,285</b>	-	-	<b>10,120</b>
6-0210 Consumables	-	-	-	-	-	-	-	-
6-0220 Computer and IT	1,972	1,554	3,053	1,294	1,385	-	-	9,259
6-0230 Consultants and Contractors	2,114	2,299	5,880	1,752	700	-	-	12,745
6-0234 Weed Control	10,695	-	-	750	200	-	-	11,645
6-0235 Pest Control	9,324	-	-	424	-	-	-	9,748
<b>Total 6-0230 Consultants and Contractors</b>	<b>22,132</b>	<b>2,299</b>	<b>5,880</b>	<b>2,926</b>	<b>900</b>	-	-	<b>34,138</b>
6-0240 Landholder Communication	238	400	844	15	306	-	-	1,803
6-0300 Gifts and donations	-	43	-	-	-	-	-	43
6-0320 Equipment and tools	373	1,007	231	7,123	343	-	-	9,076
6-0330 Fees Balts and Permits	-	-	-	1,451	-	456	-	1,907
6-0395 Health & Safety	-	520	-	-	-	-	-	520
6-0400 Insurance	2,793	1,830	1,830	1,830	1,830	-	-	10,114
6-0480 Meeting Expenses	100	1,225	-	-	-	-	-	1,325
6-0490 Membership & Conference Fees	-	227	290	586	-	-	-	1,104
6-0500 Motor Vehicle Expenses	-	192	-	-	113	-	-	305
6-0501 MV Fuel & Oils	1,301	-	-	2,466	2,466	-	-	6,233
6-0505 MV Lease	13,782	-	-	5,848	5,848	-	-	25,479
<b>Total 6-0500 Motor Vehicle Expenses</b>	<b>15,083</b>	<b>192</b>	-	<b>8,315</b>	<b>8,428</b>	-	-	<b>32,018</b>

These are audited special purpose financial statements and should be read in conjunction with the audit report.

**Peel Harvey Biosecurity Group**  
**STATEMENT OF PROFIT OR LOSS AND OTHER COMPREHENSIVE INCOME**  
For the year ended 30 June 2025

	Crisp	DPA Admin	DPA Comms	DPA Feral Pests	DPA Weeds	General Operating	Not Specified	TOTAL
<b>Expenses (continued)</b>								
6-0510 Postage & shipping	-	-	47	1,404	-	-	-	1,451
6-0520 Printing, stationery & supplies	221	799	822	122	-	-	-	1,964
6-0540 Publications and Resources	-	60	4,836	-	25	-	-	4,921
6-0570 Rent or Lease of Buildings	4,398	4,398	4,398	4,398	4,398	-	-	21,989
6-0590 Repair and maintenance	-	530	-	-	1,749	-	-	2,279
6-0600 Salary and wages - staff	76,207	33,963	42,402	123,676	135,793	-	-	412,041
6-0605 Novated Lease	-	1,968	2,455	7,189	7,870	-	-	19,481
6-0607 Superannuation Expense	8,738	4,088	5,104	14,896	16,348	-	-	49,174
6-0608 Annual Leave Provision	2,481	1,167	1,167	1,167	1,167	-	-	7,150
6-0609 LSL Provision	458	1,419	1,419	1,419	1,419	-	-	6,134
6-0610 Insurance Workers Comp	694	315	393	1,151	1,260	-	-	3,813
6-0660 Staff Amenities	6	38	-	-	-	-	-	45
6-0680 Telephone & internet	1,332	1,332	1,332	1,332	1,332	-	-	6,660
6-0700 Training and Development (Staff)	1,700	2,181	2,181	2,181	2,181	-	-	10,422
6-0710 Travel expenses	308	270	197	1,399	884	-	-	3,057
6-0711 Accommodation	210	3,352	-	424	-	-	-	3,985
<b>Total 6-0710 Travel expenses</b>	<b>517</b>	<b>3,621</b>	<b>197</b>	<b>1,823</b>	<b>884</b>	<b>-</b>	<b>-</b>	<b>7,042</b>
6-0720 Utilities	-	935	-	-	-	-	-	935
<b>Total Expenses</b>	<b>144,464</b>	<b>70,932</b>	<b>85,703</b>	<b>194,953</b>	<b>190,774</b>	<b>456</b>	<b>-</b>	<b>687,283</b>
<b>Other Income</b>								
Transfer to (from) Non DPA Reserve	-	-	-	-	-	9,797	-	9,797
<b>Total Other Expenses</b>	<b>-</b>	<b>-</b>	<b>-</b>	<b>-</b>	<b>-</b>	<b>9,797</b>	<b>-</b>	<b>9,797</b>
<b>Other Expenses</b>								
BAS Roundoff Gain or Loss	-	-	-	-	-	-	-	-
<b>Total Other Expenses</b>	<b>-</b>	<b>-</b>	<b>-</b>	<b>-</b>	<b>-</b>	<b>-</b>	<b>-</b>	<b>-</b>
<b>Surplus \ (Deficit) for the Year</b>	<b>-</b>	<b>-</b>	<b>-</b>	<b>-</b>	<b>-</b>	<b>-</b>	<b>-</b>	<b>-</b>

These are audited special purpose financial statements and should be read in conjunction with the audit report.

**Peel Harvey Biosecurity Group**  
**STATEMENT OF FINANCIAL POSITION**  
As of June 30, 2025

	2025	2024
<b>Assets</b>		
<b>Current Assets</b>		
1-1110 PHBG Chq Acc	60,728	455,176
1-1120 PHBG Debit Card	767	1,584
1-1170 Sandhurst Select 90	480,473	-
1-1171 Sandhurst Term Deposit	97,417	-
<b>Total Current Assets</b>	<b>639,385</b>	<b>456,760</b>
<b>Total Assets</b>	<b>639,385</b>	<b>456,760</b>
<b>Liabilities and shareholder's equity</b>		
<b>Current liabilities:</b>		
Accounts Payable (A/P)	4,366	38,205
2-1170 Employee Provisions		
2-1171 Annual Leave Provision	23,974	16,824
2-1172 Long Serve Provisions	19,501	13,367
<b>Total 2-1170 Employee Provisions</b>	<b>43,475</b>	<b>30,191</b>
2-1190 Superannuation payable	11,154	9,953
2-1240 Grants in Advance	428,037	278,995
2-1250 Grants Repayable DPA	37,637	-
2-1400 Payroll Owing	10,452	9,479
2-1500 Payroll liabilities	749	749
ATO Clearing Account	(795)	(5,327)
<b>Total current liabilities</b>	<b>535,075</b>	<b>362,245</b>
<b>Shareholders' equity:</b>		
Net Income	-	-
3-0500 Opening balance equity	19	19
3-4000 Reserves Not DPA	104,291	94,496
<b>Total shareholders' equity</b>	<b>104,310</b>	<b>94,515</b>
<b>Total liabilities and equity</b>	<b>639,385</b>	<b>456,760</b>

These are audited special purpose financial statements and should be read in conjunction with the audit report.

**Peel Harvey Biosecurity Group**  
**STATEMENT OF CHANGES IN EQUITY**  
For the year ended 30 June 2025

	Accumulated Funds	Reserves Non DPA	Total
	\$	\$	\$
<b>Balance at 1 July 2023</b>	19	102,264	102,283
Transfer to Reserve Account	-	(7,768)	(7,768)
Comprehensive Income:			
Surplus/(Deficit) This Year	-	-	-
Other Comprehensive Income for the Year	-	-	-
Total Comprehensive Income for the Year Attributable to Members	-	-	-
<b>Balance at 30 June 2024</b>	<b>19</b>	<b>94,496</b>	<b>94,515</b>
<b>Balance at 1 July 2024</b>	19	94,496	94,515
Transfer to Reserve Account	-	9,795	9,795
Comprehensive Income:			
Surplus/(Deficit) This Year	-	-	-
Other Comprehensive Income for the Year	-	-	-
Total Comprehensive Income for the Year Attributable to Members	-	-	-
<b>Balance at 30 June 2025</b>	<b>19</b>	<b>104,291</b>	<b>104,310</b>

These are audited special purpose financial statements and should  
be read in conjunction with the audit report.

**Peel Harvey Biosecurity Group**  
**STATEMENT OF CASH FLOWS**  
For the year ended 30 June 2025

	2025	2024
<b>Cash Flows from Operating Activities</b>		
Funds From Operations		
Grant Funding	873,978	710,614
Other Income	9,780	444
Payments to Suppliers	(228,295)	(204,012)
Payments for Salaries & Related Costs	(459,041)	(302,366)
Payments for Consultants and Contractors	(12,745)	(30,985)
<b>Net Cash provided by Operating Activities</b>	<b>183,677</b>	<b>173,695</b>
 Cash Flows from Other Sources		
Less: Purchase of Plant & Equipment	(1,052)	(41,486)
<b>Net Cash provided by Other Sources</b>	<b>(1,052)</b>	<b>(41,486)</b>
 Net Increase in Cash	182,625	132,209
 Cash at the beginning of the Year	456,760	324,551
 <b>CASH AT END OF FINANCIAL YEAR</b>	<b>639,385</b>	<b>456,760</b>

**NOTES TO THE STATEMENT OF CASHFLOWS**

**Reconciliation of Cash**

Cash at the end of the financial year as shown in the Statement of Cashflow is reconciled to the related items in the Balance Sheet as follows:

Cash on Hand	-	-
Cash at Bank	639,385	456,760
<b>Total Cash</b>	<b>639,385</b>	<b>456,760</b>

**Reconciliation of Net Cash Provided by Operating Activities**

Net Surplus/(Deficit)	-	-
Add Back:		
Transfer to Reserve	9,795	(7,768)
Assets Purchased In P&L	1,052	41,486
(Increase)/Decrease in Debtors	-	14
Increase/(Decrease) in Creditors & Accruals	(27,133)	15,271
Increase/(Decrease) in Provisions	13,284	8,762
Increase/(Decrease) in Grant Funding in Advance / Repayable DPA	186,679	115,930
<b>Net Cash Provided by Operating Activities</b>	<b>183,677</b>	<b>173,695</b>

These are audited special purpose financial statements and should be read in conjunction with the audit report.

# Peel Harvey Biosecurity Group

## NOTES TO THE SPECIAL PURPOSE FINANCIAL REPORT

### Note 1: Statement of Significant Accounting Policies

This financial report is a special purpose financial report prepared in order to satisfy the financial reporting requirements of the Associations Incorporation Act 2015 and the Department of Primary Industries and Regional Development. The Committee has determined that the Peel Harvey Biosecurity Group Incorporated is not a reporting entity.

The financial report has been prepared in accordance with the requirements of the following applicable Australian Accounting Standards:

AASB 101 :	Presentation of Financial Statements
AASB 108 :	Accounting Policies, Changes in Accounting Estimates and Errors
AASB 110 :	Events after Reporting Period
AASB 1048 :	Interpretation of Standards
AASB 1054 :	Australian Additional Standards

No other Australian Accounting Standards or other authoritative pronouncements of the Australian Accounting Standards Board have been applied.

The financial statements have been prepared on an accruals basis and are based on historical costs and do not take into account changing money values or, except where specifically stated, current valuations of non-current assets.

### Note 2: Declared Pest Account

The Peel Harvey Biosecurity Group (PHBG) receives an annual grant from the Declared Pest Account (DPA) administered by the Department of Primary Industries and Regional Development (DPIRD). The DPA consists of funds raised from the Declared Pest Rate plus matching funds from the State Government.

A total of \$580,000 was granted to the PHBG from the Declared Pest Account (DPA) for an 12 month period to 30 June 2025, as detailed below.

2024 Unspent DPA grant funds	-
First Instalment	306,000
Second Instalment	274,000
	<hr/>
	580,000
	2025 DPA Expense
Admin	70,932
Comms	85,704
Feral Pests	194,953
Weeds	190,774
Total	<hr/>
	542,363
Net	<hr/>
	37,637
	<hr/>

As at 30th June 2025 the unspent balance of DPA grant funds of \$37,637 is to be classed as unplanned unspent DPA funds as per DPR Funding Scheme Guidelines.

**Peel Harvey Biosecurity Group**  
**NOTES TO THE SPECIAL PURPOSE FINANCIAL REPORT**

**Note 3: Grants in Advance**

In addition to an annual grant from the Declared Pest Account (DPA), the organisation receives grant funding from various other sources.

The table below depicts the breakdown of grant balances at 30 June 2025 for projects where funds have been carried forward into 2026:

The Cross Tenure Invasive Species Project (CRISP) received the following grants to 30 June 2025:

2024 Unspent DPA grant funds CRISP	278,523
Second Instalment	293,979
	<hr/> 572,502
Funds Expended	144,464
Net	<hr/> <hr/> 428,038

The above total of \$428,038 has been included in Grants in Advance reported in the Balance Sheet.

**AUDITORS' REPORT**  
**TO THE MEMBERS OF**  
**PEEL HARVEY BIOSECURITY GROUP INCORPORATED**

**Opinion**

We have audited the accompanying financial report of Peel Harvey Biosecurity Group Incorporated (the Organisation) which comprises the statement of financial position as at 30 June 2025, statement of comprehensive income, notes to and forming part of the accounts and statement by the committee of management.

In our opinion, the financial report of Peel Harvey Biosecurity Group Incorporated, presents fairly, in all material respects the financial position as at 30 June 2025 and its financial performance and its cash flows for the year then ended in accordance with Australian Accounting Standards and in accordance with the provisions of the Constitution.

**Basis of opinion**

We conducted our audit in accordance with Australian Auditing Standards. Our responsibilities under those standards are further described in the *Auditor's Responsibilities for the Audit of the Financial Report* section of our report. We are independent of the Peel Harvey Biosecurity Group Incorporated in accordance with the ethical requirements of the Accounting Professional and Ethical Standards Board's APES 110 *Code of Ethics for Professional Accountants* (the Code) that are relevant to our audit of the financial report in Australia. We have also fulfilled our other ethical responsibilities in accordance with the Code. We believe that the audit evidence we have obtained is sufficient and appropriate to provide a basis for our opinion.

**Emphasis of matter**

We draw attention to Note 1 to the financial report which describes the revenue recognition policy of Peel Harvey Biosecurity Group Incorporated, including the limitations that exist in relation to the recording of cash receipts from various revenue sources. As is common for organisations of this type, it is not practicable to maintain an effective control over income and expenses prior to their initial entry into the accounting records, and therefore, no opinion is expressed on the accuracy of these amounts. However, all amounts recorded as deposits and payments have been properly reflected in the financial report. Accordingly, our audit procedures were limited to the amounts recorded in the books of accounts. Our opinion is unmodified in respect of this matter.

**Responsibilities of management and those charged with governance for the financial report**

Management is responsible for the preparation and fair presentation of the financial report in accordance with the financial reporting requirements of the applicable legislation and for such internal control as management determines is necessary to enable the preparation and fair presentation of a financial report that is free from material misstatement, whether due to fraud or error.

In preparing the financial report, management is responsible for assessing the Entity's ability to continue as a going concern, disclosing, as applicable, matters relating to going concern and using the going concern basis of accounting unless management either intends to liquidate the Entity or to cease operations, or has no realistic alternative but to do so.

Those charged with governance are responsible for overseeing the Entity's financial reporting process.

## **Auditor's responsibilities for the audit of the financial report**

Our objectives are to obtain reasonable assurance about whether the financial report as a whole is free from material misstatement, whether due to fraud or error, and to issue an auditor's report that includes our opinion. Reasonable assurance is a high level of assurance but is not a guarantee that an audit conducted in accordance with the Australian Auditing Standards will always detect a material misstatement when it exists. Misstatements can arise from fraud or error and are considered material if, individually or in the aggregate, they could reasonably be expected to influence the economic decisions of users taken on the basis of this financial report.

A further description of our responsibilities for the audit of the financial report is located at the Auditing and Assurance Standards Board website at: <<http://www.auasb.gov.au/Home.aspx>>. This description forms part of our auditor's report.

**WARD & ILSLEY PARTNERS PTY LTD**  
**Certified Practising Accountants**  
55C Mandurah Terrace, Mandurah, WA

A handwritten signature in black ink, appearing to read 'I J A ILSLEY', written in a cursive style.

**I J A ILSLEY CPA**  
On 25 September 2025

**AUDITOR'S INDEPENDENCE DECLARATION REPORT  
TO THE MEMBERS OF  
PEEL HARVEY BIOSECURITY GROUP INCORPORATED**

I declare that to the best of my knowledge and belief, during the year ended 30 June 2025, there have been no contraventions of:

- (a) The auditor independence requirements as set out in section 80 of the *Associations Incorporations Act (WA) 2015* in relation to the audit; and
- (b) Any applicable code of professional conduct in relation to the audit.

**WARD & ILSLEY PARTNERS PTY LTD**  
**Certified Practising Accountants**  
55C Mandurah Terrace, Mandurah, WA

A handwritten signature in black ink, appearing to read 'I J A ILSLEY', written in a cursive style.

**I J A ILSLEY CPA**  
On 25 September 2025



## CONTACT US

### Peel Harvey Biosecurity Group

**Office Locations:** 8 George St, Pinjarra  
93 South Western Highway, Waroona

[www.PHBG.org](http://www.PHBG.org) ● [executive@PHBG.org](mailto:executive@PHBG.org) ● [@PH\\_Biosecurity](https://www.instagram.com/PH_Biosecurity)

Peel Harvey Biosecurity Group accepts no liability whatsoever by reason of negligence or otherwise arising from the use or release of this information or any part of it.