

## DPRFS Final Report Purpose

**\* indicates a required field**

The purpose of this Final Report is to summarise the Recognised Biosecurity Group's (RBG) achievements during 2024-25, including the activities undertaken and funding expended for purposes as detailed in the RBG's Funding Agreement.

If you received a variation during the 12-month funding period, the associated changes to activities and/or budget have been incorporated into the relevant fields throughout this final report. No separate reporting on variations is required.

Reporting submitted to the Department of Primary Industries and Regional Development (DPIRD), pursuant to section 170 of the *Biosecurity and Agriculture Management Act 2007*, must be published on DPIRD's electronic website. For enquiries regarding this report, please contact the Funding Schemes Team on [talkingrbg@dpiird.wa.gov.au](mailto:talkingrbg@dpiird.wa.gov.au).

## Consent Privacy

### Privacy Statement

Information provided by Recipients or collected by DPIRD in relation to the project, may be used in the administration of this Funding Scheme and in the acceptance of this report.

Any information provided (personal, financial or otherwise) will be solely used for this purpose of this Funding Scheme.

DPIRD will adhere to the legislative requirements of the *Biosecurity and Agriculture Management Act 2007*, and the *Privacy Act 1988* (cth) when storing information provided by Recipients or collected by DPIRD in relation to this Final Report.

DPIRD is also subject to the *Freedom of Information Act 1992* and documents in our possession are subject to these provisions.

By completing this report, the authorised representative consents to the publication of their name, position title, phone number, and email address on the Department of Primary Industries and Regional Development's website alongside the submitted report.

**I confirm that I have read and understood the Privacy Statement and I consent to and authorise such uses and disclosures \***

Yes

## Funded Activities Budget

**\* indicates a required field**

### Funded Activities

The table below details the activities outlined in your DPRFS Application Form and/or Funding Agreement.

Please provide an Activity Update and include any additional activities undertaken, which were not detailed in your DPRFS Application Form or Funding Agreement.

**Declared Pest Rate 2024-2025**  
**2024-25 DPRFS Final Report (Version 2 of 2)**  
**Application No. RBG-DPR24-07 From Mrs Michelle Grobler**  
Form Submitted 9 Jan 2026, 10:23AM AWST

If you have undertaken additional activities or had a variation approved for revised funded activities, please add rows as required.

<b>Activity</b>	<b>Activity Measure</b>	<b>Final Activity Update</b>
What are you doing?	What did you measure and how did you measure it?	Final update on activities and outcomes achieved (e.g. number of activities/control measures, number of pests controlled, etc)

**Declared Pest Rate 2024-2025**  
**2024-25 DPRFS Final Report (Version 2 of 2)**  
**Application No. RBG-DPR24-07 From Mrs Michelle Grobler**  
 Form Submitted 9 Jan 2026, 10:23AM AWST

<p>Communications &amp; Community Engagement</p>	<p>Activities including the distribution of annual survey and newsletter, Rain e-newsletter updates, community updates via local communication methods.</p>	<p>Throughout the 2024/2025 reporting period, we undertook a range of activities to ensure effective communication and community engagement across our operational areas. The following outlines key initiatives and outcomes:</p> <p><b>Social Media Engagement</b></p> <p>We shared 20 social media posts on our Facebook page, keeping our community informed on key developments, upcoming control programs, and general biosecurity awareness. These posts were also shared via the Shire of Ravensthorpe’s Facebook page to ensure broader community reach and engagement.</p> <p><b>RAIN e-Newsletter</b></p> <p>The RAIN e-newsletter was successfully distributed during this financial year, ensuring that our updates reached a wider audience through regional networks. The partnership continues to be an effective avenue for sharing SBG project outcomes, seasonal program announcements, and educational resources.</p> <p><b>Annual Newsletter and Survey</b></p> <p>The Annual Newsletter and Community Survey has been delayed this financial year as the committee has undertaken a review of the Declared Pest Rate (DPR) billing structure. The newsletter and survey will be distributed shortly to inform landholders of the proposed changes and to invite community feedback as part of the consultation process. This will ensure transparency and provide landholders with an opportunity to contribute their</p>
--	---	---

views on the planned adjustments.

**Community Engagement Events**

We participated in several community engagement events throughout the year:

**Annual Fox Shoot (7 March 2025):** This event provided an opportunity to engage directly with participants on pest control strategies, 1080 baiting practices, and collaborative landholder involvement.

**Ravensthorpe Wildflower Show (10-22 September 2025):** SBG hosted a stall throughout the event, providing information on pest management, declared weeds, and our ongoing programs. The event proved highly effective in raising awareness and fostering valuable community discussions.

**Local Newspaper and Community Boards**

We continued to publish articles in the local community newspaper covering current biosecurity activities, including wild dog and fox control programs. While the newspaper remains in an electronic format—limiting access for some residents—we ensured that all major project updates were also displayed on community notice boards in both Ravensthorpe and the Hopetoun Community Resource Centre to maintain accessibility. Despite ongoing challenges associated with communication reach and engagement preferences, we have worked diligently to maintain consistent and transparent communication with our commu-

**Declared Pest Rate 2024-2025**  
**2024-25 DPRFS Final Report (Version 2 of 2)**  
**Application No. RBG-DPR24-07 From Mrs Michelle Grobler**  
Form Submitted 9 Jan 2026, 10:23AM AWST

		<p>nity. Through diverse channels—including social media, newsletters, and in-person events—we continue to strengthen awareness, encourage landholder participation, and promote shared responsibility for local biosecurity management.</p> <p>We published articles in the Community Spirit newsletter and the RAIN e-newsletter in July, August, October, December, January, February, and March, with monthly articles also planned for April, May, and June. We continued to share project updates on our Facebook page and submitted articles to these newsletters to keep the community informed.</p> <p>Our Training Trailer was once again a highlight at the annual Ravensthorpe Wildflower Show. Since its first display in 2023, it has become a crucial part of the exhibit and was a great hit within the community, providing valuable engagement and an opportunity to address queries and concerns.</p> <p>These efforts reinforce our commitment to fostering communication and collaboration within the community. Additionally, our annual fox shoot is set for March 29th, with excellent feedback already received and a strong turnout of teams expected.</p>
--	--	--

**Declared Pest Rate 2024-2025**  
**2024-25 DPRFS Final Report (Version 2 of 2)**  
**Application No. RBG-DPR24-07 From Mrs Michelle Grobler**  
 Form Submitted 9 Jan 2026, 10:23AM AWST

<p>Management of Declared Animal Pests</p>	<p>Animal pests including wild dogs, foxes, rabbits, and feral cats.          Using Surveillance and monitoring, risk assessment and prioritization, prevention and early intervention, control and eradication, collaboration and stakeholder engagement, data management and reporting accordingly to project needs</p>	<p>The following outlines our efforts and achievements in managing declared animal pests within the reporting period, with a focus on foxes, rabbits, and wild dogs. We continued to apply integrated strategies including surveillance, monitoring, risk assessment, prevention, control, and collaboration with stakeholders to address pest challenges across the region.</p> <p><b>Fox Control Projects</b></p> <p>We implemented both autumn and spring fox control programs during the 2024/2025 financial year, conducting five days of active baiting during each season. A total of 190 baits (6 mg combination dried meat and composite baits) were distributed across key operational areas.</p> <p>Monitoring and surveillance results indicated low fox activity levels, with reduced evidence of denning and predation within treated areas compared to previous years. These results suggest that our integrated control approach continues to have a positive impact on managing fox populations.</p> <p><b>Rabbit Control Project</b></p> <p>In August 2024, we conducted a rabbit control project targeting known infestation zones within the Shire of Ravensthorpe. The project ran over five days, using 10 vials of Rabbit Haemorrhagic Disease Virus (RHDV) as part of our annual release program.</p> <p>Townsite Areas: Rabbit population densities remained low to moderate, with minimal active warrens detected.</p>
--	---	--

Outlying Areas: Higher rabbit densities were observed, with several active warrens recorded. Follow-up control activities have been planned for the autumn 2025 period to maintain management momentum.

In addition, the autumn 2025 project was extended into the Jerdacuttup townsite within our Shire, targeting a high-concentration area of rabbit activity identified through previous monitoring. This site served as a key treatment area, undertaken using available underspent funds from the 2024/2025 financial year to maximise on-ground control outcomes.

Community awareness remained a focus, with educational information shared via social media and direct landholder engagement, highlighting how residents can assist in reducing harbour and improving long-term control outcomes.

#### Wild Dog Control

Wild dog management remained a core focus throughout the reporting period. Control activities were carried out over 54 active baiting days, during which 1,892 dried meat baits were laid, 91 traps set, and 2 wild dogs successfully trapped within the operational area.

During this period, 50 stock losses were reported by landholders, primarily attributed to wild dog activity. This represents an increase from the previous reporting period and underscores the ongoing need for consistent and coordinated control efforts across affected areas.

We also utilised data from the State Barrier Fence monitoring system to notify landholders of wild dog activity in their vicinity. This data exchange continues to be a valuable component of our management strategy, ensuring accurate, timely information is shared with both landholders and industry partners to refine risk assessments and control plans.

#### Stakeholder Engagement and Data Management

Throughout all pest management programs, the SBG emphasised collaboration with landholders and regional stakeholders. Regular communication was maintained through direct updates, social media, and local publications to ensure transparency and encourage participation.

Data management remained an essential part of our operations, supporting accurate reporting for the Industry Funding Scheme and guiding the continuous improvement of our on-ground pest control strategies.

#### Conclusion

The declared pest control activities conducted during the 2024/2025 financial year have produced strong results across all major species of concern. While challenges persist—particularly with wild dog-related stock losses and higher-density rabbit zones—our continued focus on surveillance, education, and stakeholder collaboration has strengthened the effectiveness of SBG’s pest management framework and delivered measurable outcomes across the region.

Scheduled autumn control activities to commence between late April and early May.

Utilized camera surveillance in baiting areas, leading to a decline in wild dog sightings and occurrences.

Recorded a general response time of 24 hours after stock attacks to set traps and conduct additional baiting as needed.

**Risk Assessment and Prioritization**

Secured additional traps to enhance wild dog control efforts.

Continuously assess and prioritize control measures based on surveillance data and stakeholder feedback.

**Prevention and Early Intervention**

Conduct monthly wild dog baiting programs in collaboration with the LPMT.

Submit monthly reports on baiting locations and wild dog activity to ensure timely intervention.

**Control and Eradication**

Maintain monthly baiting programs throughout the financial year to sustain control efforts.

A summer rabbit control project showed a strong response and success, with post-baiting surveys indicating significant reductions in rabbit populations. To build on this impact, an additional extended baiting project has been scheduled for April, which is expected to further enhance control efforts and have a substantial effect on rabbit numbers across the Shire.

**Declared Pest Rate 2024-2025**  
**2024-25 DPRFS Final Report (Version 2 of 2)**  
**Application No. RBG-DPR24-07 From Mrs Michelle Grobler**  
Form Submitted 9 Jan 2026, 10:23AM AWST

		<p>Collaboration and Stakeholder Engagement</p> <p>Engage with the local community to raise awareness and educate on effective rabbit control methods.</p> <p>Work closely with the LPMT and other stakeholders to ensure coordinated pest management efforts.</p> <p>Data Management and Reporting</p> <p>Maintain detailed records of surveillance data, baiting activities, and pest-related incidents.</p> <p>Regularly submit reports on baiting locations and wild dog activity to relevant stakeholders, ensuring transparency and accountability.</p>
--	--	---

**Declared Pest Rate 2024-2025**  
**2024-25 DPRFS Final Report (Version 2 of 2)**  
**Application No. RBG-DPR24-07 From Mrs Michelle Grobler**  
 Form Submitted 9 Jan 2026, 10:23AM AWST

<p>Management of Declared Plant Pests</p>	<p>Plant pests including Cactus, Apple Sodom, and Bridal Creeper.          achieved by implementing surveillance, prioritization, prevention, intervention, control, collaboration, and data management per project need.</p>	<p>This report outlines the outcomes and methods used in our projects targeting key declared plant pests within the operational area, including Bridal Creeper, Apple of Sodom, and Cacti.          Efforts focused on surveillance, prioritisation, prevention, control, collaboration with landholders, and data management to ensure effective and sustainable plant pest management across the Shire.</p> <p><b>Apple of Sodom Control</b>          Control efforts for Apple of Sodom were conducted over a combined 9 days during spring 2024 and late summer 2025. A total of 53 plants were treated using Metsulfuron as the primary herbicide.</p> <p>Monitoring of previously treated areas confirmed that no new seedlings were observed, suggesting strong residual effectiveness and possible seed sterilisation following herbicide application. A follow-up seed germination trial using pods collected in 2024 again showed no germination, further supporting the efficacy of the treatment.</p> <p>Control efforts included revisiting all previously identified plants and treating newly established infestations. Larger plants (greater than 1 m in height) were treated using a combination of cochineal insect infection and chemical control with Grazon (1 L/100 L) and Pulse (300 ml/100 L). Dyed chemical sprays were used to identify treated plants, while smaller plants were removed by hand and disposed of appropriately at an approved waste facility.</p>
---	---	---

**Bridal Creeper Control**

Bridal Creeper control operations spanned 10 days during spring 2024 and late summer 2025, utilising both chemical treatments and manual removal methods. Noticeable improvement was observed, particularly within Ravensthorpe and Hopetoun townsites, where a marked reduction in vine density was recorded compared to the previous season.

To prevent the spread of dieback, strict hygiene protocols were applied:

All vehicles, boots, and tools were thoroughly sanitised using methylated spirit wash-downs before leaving off-road sites.

Work was scheduled to avoid high-risk soil conditions, and staff avoided movement through wet or muddy areas.

These practices ensured minimal risk of cross-contamination and maintained compliance with environmental management standards.

**Cacti Control**

Cacti control efforts were delivered in conjunction with ongoing activities under the State NRM-funded Oldfield River Cacti Eradication Project, ensuring continuity and alignment with regional biosecurity priorities.

Control methods included manual removal of smaller plants and targeted chemical treatments on larger infestations using Grazon and Pulse to ensure effective control.

Regular monitoring and mapping were carried out to track regrowth and the establishment of cochineal

colonies, with photographic records and data logs maintained for milestone reporting.

#### Chemical Application Summary

The following chemical mixtures were applied across the various control programs:

Metsulfuron: 0.4 g/100 L

Pulse: 250 ml/100 L

Dye: 300 ml/100 L

A total of approximately 2,050 L of solution was applied across all projects to achieve comprehensive coverage and ensure consistency in treatment quality.

#### Collaboration and Data Management

Throughout all plant pest control projects, SBG worked closely with landholders, contractors, and regional partners, sharing updates on progress and encouraging participation in reporting and ongoing monitoring.

All field data was compiled and recorded in our pest management database to assist with future prioritisation, evaluation, and reporting requirements under the Declared Pest Rate (DPR) framework and State NRM funding agreements.

#### Conclusion

The control projects targeting Apple of Sodom, Bridal Creeper, and Cacti during the 2024/2025 financial year have achieved significant progress in reducing the presence and spread of these invasive species in key areas. The continued integration of on-ground control, data management, and collab-

**Declared Pest Rate 2024-2025**  
**2024-25 DPRFS Final Report (Version 2 of 2)**  
**Application No. RBG-DPR24-07 From Mrs Michelle Grobler**  
Form Submitted 9 Jan 2026, 10:23AM AWST

		oration with local stakeholders has provided a solid foundation for long-term management and prevention of re-infestation.
--	--	--

**Declared Pest Rate 2024-2025**  
**2024-25 DPRFS Final Report (Version 2 of 2)**  
**Application No. RBG-DPR24-07 From Mrs Michelle Grobler**  
 Form Submitted 9 Jan 2026, 10:23AM AWST

<p>Administration and Governance</p>	<p>Managing daily operations and ensuring compliance with funding agreements and project requirements.</p>	<p>Over the 2024/2025 reporting period, the Southern Biosecurity Group (SBG) maintained a strong focus on administrative efficiency, financial oversight, and governance to ensure smooth day-to-day operations and full compliance with all funding agreements and project requirements. These functions remain central to sustaining the Group’s capacity to deliver effective biosecurity outcomes across the Shire of Ravensthorpe.</p> <p><b>Operational Management</b></p> <p>Daily operational management continued to be a core component of the Executive Officer’s role, ensuring that all administrative, financial, and reporting processes were completed accurately and on schedule.</p> <p>This included coordinating with contractors, stakeholders, and the SBG Committee to maintain seamless communication, manage documentation, and support on-ground delivery of biosecurity projects.</p> <p>Key administrative tasks encompassed email correspondence, record keeping, database maintenance, and coordination of project deliverables, ensuring efficiency and traceability across all activities.</p> <p><b>Funding Compliance</b></p> <p>SBG actively managed several funded projects throughout the financial year, ensuring strict compliance with the terms and conditions of all agreements.</p> <p>This involved reviewing project milestones, tracking expenditure against ap-</p>
--------------------------------------	--	--

**Declared Pest Rate 2024-2025**  
**2024-25 DPRFS Final Report (Version 2 of 2)**  
**Application No. RBG-DPR24-07 From Mrs Michelle Grobler**  
Form Submitted 9 Jan 2026, 10:23AM AWST

		<p>proved budgets, and meeting all reporting and audit requirements for the following programs:</p> <p>Wild Dog Action Plan (WDAP) Round 3</p> <p>State NRM Community Stewardship Grant - Oldfield River Cacti Eradication Project</p> <p>Declared Pest Rate (DPR) Funded Operational Plan 2024/2025</p> <p>All required milestone reports and financial statements were submitted on time, ensuring continued eligibility for funding and demonstrating SBG's commitment to accountability and transparency.</p> <p>Financial Oversight</p> <p>Financial administration remained a high priority, with careful management of the Group's operational budgets, payments, and invoicing processes.</p> <p>Regular collaboration with the appointed accountant and auditors ensured accurate financial recordkeeping and compliance with the State Government's Recognised Biosecurity Group (RBG) funding framework.</p> <p>Tasks included:</p> <p>Processing supplier invoices and contractor payments.</p> <p>Tracking DPR income and expenditure allocations.</p> <p>Conducting quarterly financial reviews to monitor budget utilisation.</p> <p>Assisting with end-of-financial-year audits and acquittals.</p> <p>This structured approach supported clear financial vis-</p>
--	--	--

ibility and ensured all spending remained aligned with approved funding agreements.

#### Risk Management

Risk management remained an integral aspect of governance operations.

Throughout the year, SBG monitored potential financial, compliance, and operational risks, implementing mitigation measures where necessary to ensure continued alignment with best practice standards.

The organisation maintained strong internal controls and upheld consistent adherence to the Biosecurity and Agriculture Management (BAM) Act 2007 and associated guidelines for Recognised Biosecurity Groups.

#### Stakeholder Reporting and Communication

Timely and transparent communication with funding partners, including DPIRD, State NRM, and the Shire of Ravensthorpe, was a key focus.

Comprehensive reports were prepared and submitted, detailing project progress, financial outcomes, and future work plans.

Regular correspondence and stakeholder updates ensured confidence in SBG's performance and alignment with regional and state biosecurity priorities.

#### Governance Support and Committee Administration

The Executive Officer continued to provide full administrative and governance support to the SBG Committee, assisting with the coordination of meetings, distribu-

**Declared Pest Rate 2024-2025**  
**2024-25 DPRFS Final Report (Version 2 of 2)**  
**Application No. RBG-DPR24-07 From Mrs Michelle Grobler**  
 Form Submitted 9 Jan 2026, 10:23AM AWST

		<p>tion of agendas and minutes, and implementation of governance actions arising from committee resolutions.</p> <p>Efforts were made to ensure that all organisational policies, procedures, and documentation remained up to date and consistent with funding expectations.</p> <p>Additional achievements included:</p> <p>Drafting and updating the 2024/2025 Operational Plan and 2025/2026 forward planning documents.</p> <p>Assisting with the review of the DPR billing structure, preparing materials for the community consultation process.</p> <p>Coordinating the preparation of the Annual Report and audit compliance documentation.</p> <p>Conclusion</p> <p>The administrative and governance activities undertaken during the 2024/2025 financial year have reinforced SBG's operational integrity, accountability, and performance standards.</p> <p>Through diligent management of funding agreements, financial reporting, and governance processes, the Group continues to meet its statutory obligations while supporting the effective and transparent delivery of biosecurity programs across the Shire of Ravensthorpe.</p>
--	--	--

**Optional - Supporting Information**

You may provide supporting information that demonstrates the delivery of funded activities

**Declared Pest Rate 2024-2025**  
**2024-25 DPRFS Final Report (Version 2 of 2)**  
**Application No. RBG-DPR24-07 From Mrs Michelle Grobler**  
 Form Submitted 9 Jan 2026, 10:23AM AWST

File size: 230.8 kB

---

Filename: image0.jpeg  
 File size: 208.3 kB

---

Filename: image1.jpeg  
 File size: 209.3 kB

---

Filename: image2.jpeg  
 File size: 216.2 kB

---

Filename: image3.jpeg  
 File size: 142.3 kB

---

Filename: image4.jpeg  
 File size: 199.0 kB

---

Filename: Meeting minutes 06.09.2024.pdf  
 File size: 45.4 kB

---

Filename: Meeting minutes 24.02.2025.pdf  
 File size: 61.2 kB

---

Filename: Meeting Minutes 29.07.2024.pdf  
 File size: 72.9 kB

---

Filename: Meeting via email circular 30.05.2025.pdf  
 File size: 39.1 kB

---

Filename: Notice of Baiting Cheadanup and Longcreek reserves.pdf  
 File size: 510.7 kB

---

Filename: Rabbit release project Spring Article.docx  
 File size: 36.4 kB

---

Filename: RAIN E-News March 2025.pdf  
 File size: 13.6 MB

---

Filename: Spring Rabbit Control Update 2024.docx  
 File size: 2.1 MB

Supporting information may include minutes from meetings, photographs, social media posts etc.  
 Please note the Annual Report upload is requested below.

## Budget (GST Exclusive)

The table below details the anticipated expenditure included in the budget section of your DPRFS Application Form.

Please complete the **Actual Expenditure** column to detail the actual values which have been expended on funded activities.

Please only include funding from the Declared Pest Rate and State matched funding.

**All amounts should be GST exclusive.**

Please **do not add commas** to figures – e.g., type \$1000 not \$1,000 – this will ensure your figures for each table total correctly.

<b>Funded Activity</b>	<b>Anticipated Expenditure (Ex GST)</b>	<b>Actual Expenditure (Ex GST)</b>
------------------------	---	--

**Declared Pest Rate 2024-2025**  
**2024-25 DPRFS Final Report (Version 2 of 2)**  
**Application No. RBG-DPR24-07 From Mrs Michelle Grobler**  
 Form Submitted 9 Jan 2026, 10:23AM AWST

Name of program, e.g. Wild Dog Program.	Must be a dollar amount.	Must be a dollar amount.
Administration & Governance	\$92,450.00	\$121,761.00
Communication & Community Engagement	\$10,305.00	\$11,020.00
Declared Animal Pest Programs	\$66,981.00	\$51,400.00
Declared Plant Pest Programs	\$20,500.00	\$8,055.00

**Budget Totals**

The values below are auto calculated based on the values entered in the Budget Table.

<b>Anticipated Expenditure Total (ex GST)</b>	\$190,236.00	<b>Actual Expenditure Total (ex GST)</b>	\$192,236.00
	0		0
	This number/ amount is calculated.		This number/ amount is calculated.

**Annual Report & Independent Financial Audit**

The **Final Report** consists of this report as well as the following supporting information:

- **Organisation's Annual Report, and**
- **Independently Audited Financial Report**

Refer to your funding agreement or Sections 6-7 of the DPRFS Administrative Guidelines (or successor guidelines) for full requirements.

**Provide supporting documents**

---

Filename: Annual Report 2024-2025 FINAL.pdf  
 File size: 3.2 MB  
 Supporting information Audited Financial Statements

**Provide supporting documents**

---

Filename: 2025 Audited Financial Statements.pdf  
 File size: 307.2 kB  
 Supporting information Annual Report

**Provide supporting documents**

*No files have been uploaded*  
 Further supporting information

**RBG Website**

<https://southernbiosecuritygroup.org.au/>

# Declared Pest Rate 2024-2025

## 2024-25 DPRFS Final Report (Version 2 of 2)

### Application No. RBG-DPR24-07 From Mrs Michelle Grobler

Form Submitted 9 Jan 2026, 10:23AM AWST

Must be a URL.

Optional - Include link to your website to provide more information on your group's work and broader impact

## Unspent DPR Funding

Please provide information about **all** DPA unspent funds your RBG holds as of 30 June 2025.

**This includes where indicated:**

- Any DPA funds received in 2024-25 that were not expended by year end, and
- Any unspent DPA funds carried forward from previous financial years that remain on hand.

Unspent funding includes any DPA funds held by the RBG which have not been expended. All unspent DPA funds held by the RBG must be classified in the following ways which are applicable:

- Accrued expenses** - funds associated with a cost for goods or services that were provided or delivered **before** 30 June but were not paid before 30 June;
- Planned unspent funds** - funds the RBG knew would remain unspent and were **explicitly** included in the following year's DPRFS application, budget and operational plan;
- Reserved DPA funds** - only to be used where prior approval has been granted by DPIRD for a specific or strategic purpose where funds need to be purposefully carried over multiple years - these funds are intentionally retained for an approved future strategic activity;
- Unplanned unspent funds** - funds that do not fall into one of the above categories are considered unplanned.

Refer to the most recent DPRFS Administrative Guidelines **Section 1 - Managing Declared Pest Account Funding - Unspent Funds: Categories, Reporting and Use** for full details.

The values reported here must match the amount reported in your Independently Audited Financial Statements and DPA cash reconciliation.

## Unspent DPR - Current Year

**What, if any, is the total value of CURRENT YEAR unspent DPA funds from 2024-25**

\*

\$0.00

Must be a dollar amount.

This refers only to DPA funds from current year activity as shown on the Income Statement and should not include funds leftover from other sources. If no current year unspent funds, insert \$0.

**If applicable, please explain what the current year unspent funds relate to**

Hint: For example, which activities did not proceed or were only partially completed or expenses were accrued

## Unspent DPA funds - ACCUMULATED

**What, if any, is the total ACCUMULATED amount of Unspent DPA funds your RBG has on hand as at 30 June 2025\***

\$19,202.00

Must be a dollar amount.

# Declared Pest Rate 2024-2025

## 2024-25 DPRFS Final Report (Version 2 of 2)

### Application No. RBG-DPR24-07 From Mrs Michelle Grobler

Form Submitted 9 Jan 2026, 10:23AM AWST

This should include all unspent DPA funds from 2024-25 plus any DPA funds from prior years that your RBG has on hand. This amount should be equal to or more than the amount listed above and should be clearly identified in the closing DPA cash balance in your financial statements. If no accumulated unspent funds, insert \$0.

#### **BREAKDOWN OF ACCUMULATED UNSPENT DPA FUNDS:**

Of the total **ACCUMULATED** unspent DPA funds on hand at 30 June 2025, please show how this amount is split across the categories below. Leave any category blank that does not apply to your RBG:

#### **Accrued Expenses/Accounts Payable**

\$0.00

Must be a dollar amount.

DPA expenses incurred before 30 June, but not paid before 30 June

#### **Planned Unspent Funds - included in 2025/26 Application**

\$7,452.00

Must be a dollar amount.

DPA funds that were explicitly included in your approved 2025/26 DPRFS application budget and operational plan (must equal the amount submitted). Contact DPRFS team if you are unsure whether these funds were included in your submitted budget or the amount included.

#### **Reserved Funds (DPIRD pre-approval required) - Final Reports that classify funds as Reserved without prior DPIRD approval will not be accepted and will be returned for correct classification**

\$0.00

Must be a dollar amount.

Must have been discussed and approved by DPIRD before submission of the final report. Reserved funds will not be deducted from the second DPA transfer.

#### **Unplanned Unspent Funds**

\$11,750.00

Must be a dollar amount.

Any remaining unplanned unspent funds not classified in the above categories must be reported here.

#### **IMPORTANT:**

If an RBG wishes to use **unplanned unspent** DPA funds from 2024-25 in the new financial year for any activities not included in the approved forward-year budget and operational plan, a variation must be submitted and approved by DPIRD before the funds are used.

Refer to the most recent Administrative Guidelines **Section 1** for full details.

## Certification Declaration

**\* indicates a required field**

### Declaration

This section must be completed by the Chairperson, or appropriate delegate, on behalf of the Recipient organisation.

**Declared Pest Rate 2024-2025**  
**2024-25 DPRFS Final Report (Version 2 of 2)**  
**Application No. RBG-DPR24-07 From Mrs Michelle Grobler**  
Form Submitted 9 Jan 2026, 10:23AM AWST

Once this form is submitted via SmartyGrants, it will be deemed as authorised by the below signatory, despite no signature provided.

By submitting this application, I acknowledge that:

- The information provided in this application is, to the best of my knowledge, accurate and complete.
- If any personal details of a third party are included, the third party has been made aware of, and given their permission for, those details to appear in this Final Report.

**I Agree \***

Yes

**RBG Name**

Southern Biosecurity Group

Name of Entity as listed in official documentation such as ABR, ACNC or ATO

**Name \***

Mrs Michelle Grobler

**Position \***

Executive Officer

**Email**

[eo@southernbiosecuritygroup.org](mailto:eo@southernbiosecuritygroup.org)

Must be an email address.

**Date \***

31/10/2025

Must be a date.

# Annual Report

For financial year  
2024-2025

Southern Biosecurity Group



**Pests and Weeds**

*Your environment · Your responsibility · Your legacy*

# TABLE OF CONTENTS

**AREA OF OPERATION.....3**

**KEY ACHIEVEMENTS – WILD DOG - FOX – RABBIT.....4**

**KEY ACHIEVEMENTS – APPLE OF SODOM – BRIDAL CREEPER.....11**

**KEY ACHIEVEMENTS – FUNDING ADDITIONAL TO DPR.....12**

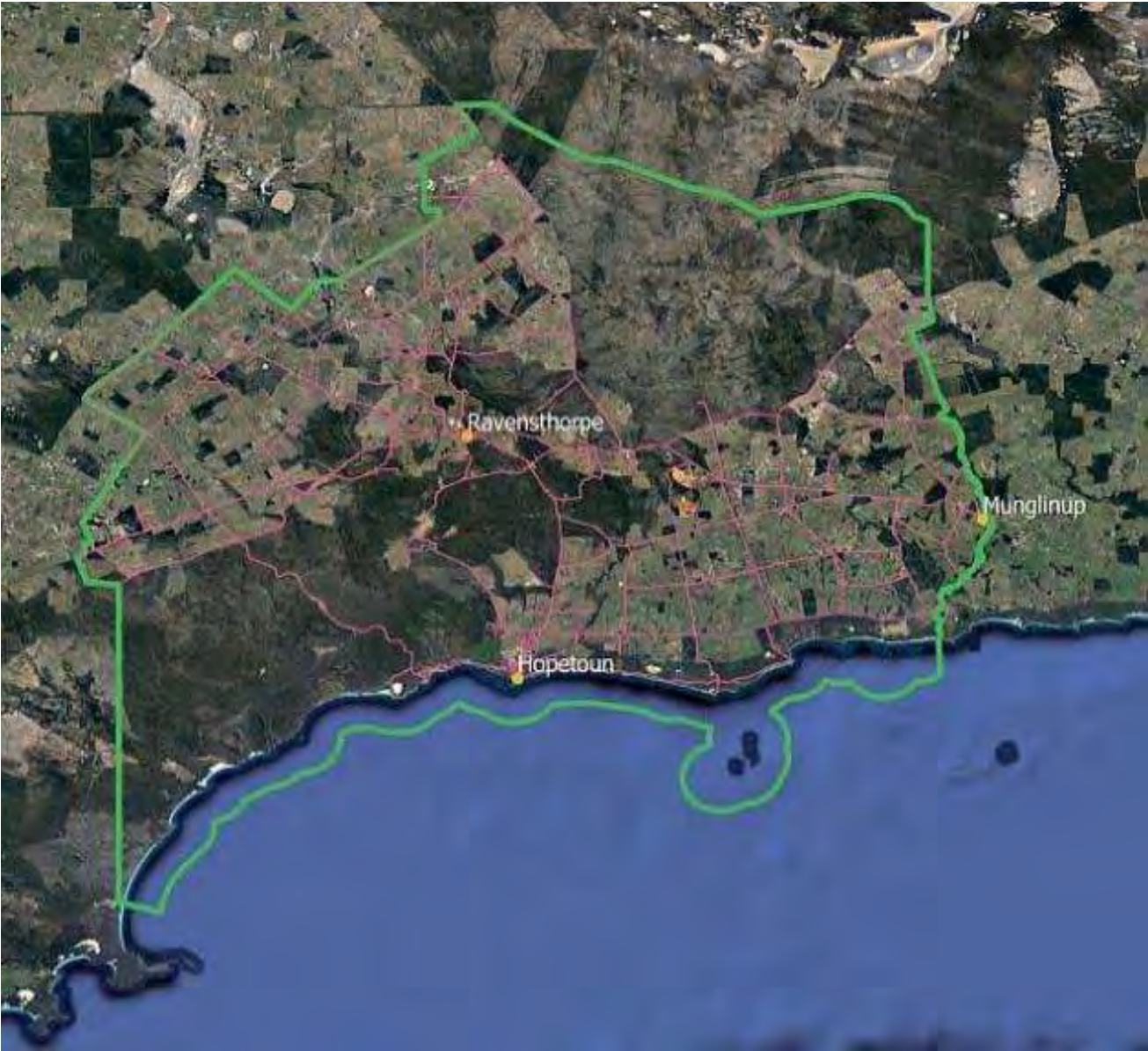
**COMMITTEE MEMBERS - STAKEHOLDERS – CONTRACTORS.....16**

**COMMUNICATION.....17**

**APPENDIX 1 – Declared Pest Rate Audited Report.....18**

*“Together, we protect and preserve — proving that through collaboration and shared commitment, stronger communities and healthier landscapes can thrive.*

SOUTHERN BIOSECURITY GROUP  
AREA OF OPERATION



## Wild Dogs

Numbers through uptake of dried meat baits will not be reflected in the figures below, as it is very rare to locate an animal following this event. On-ground activities were delivered by the Southern Biosecurity Group (SBG) in partnership with our Licensed Pest Management Technician (LPMT), providing continued surveillance and control across the Shire of Ravensthorpe.

Table 1. Wild Dog and Predator Control Outcomes 2024–2025

Wild dog baits laid	Wild dogs shot	Wild dogs trapped	Foxes trapped/shot	Feral cats trapped/shot	Reported stock losses
1,892	0	2	0	1	50

This year, 1,892 wild dog baits were deployed, and 2 wild dogs were trapped. While no dogs were shot, the program recorded 50 reported stock losses attributed to wild dogs, highlighting the continued threat to livestock despite low direct captures. One feral cat was also removed, demonstrating additional benefits of ongoing predator control.

---

## Foxes

The integrated control program at Longcreek and Cheadanup Reserves continued under the oversight of LPMT Gavern House (Alpha Pest Management Solutions). Pre-operational activities included auditing and replacement of 1080 baiting signs at all reserve entry points, with additional signage installed at track road entrances to ensure public awareness.

A total of 409 fox baits were deployed across these reserves during October 2024 and again in March 2025. These strategic operations support long-term suppression of fox populations, reducing predation pressure on both livestock and native wildlife.

In addition, SBG and the Hopetoun Clay Target Club once again hosted the Red Card Fox Shoot in March 2025, achieving a strong community-led outcome:

- 230 foxes removed
- 7 feral cats removed
- 35 rabbits removed

---

## **Discussion and Future Focus**

The 2024–2025 reporting year recorded a significant increase in bait deployment (1,892 wild dog baits), reflecting the proactive effort to limit incursions and protect local farming enterprises. The low numbers of wild dogs physically trapped (2) or shot (0) contrast with the 50 stock losses reported, underscoring the ongoing challenge of detecting and removing highly mobile and evasive individuals.

**Key priorities moving forward:**

- Sustained baiting programs across both private and reserve lands to maintain pressure on populations.
- Community vigilance and reporting via FeralScan to capture early activity and reduce losses.
- Integrated management approaches combining professional LPMT activities with community events like the Red Card Fox Shoot.

SBG will continue to adapt and strengthen its predator management program to ensure the long-term protection of agriculture and biodiversity across the Shire of Ravensthorpe.

**Rabbits**

The Southern Biosecurity Group (SBG) continued its commitment to reducing rabbit populations in priority areas within the Shire of Ravensthorpe during the 2024–2025 reporting period. Activities were focused on Hopetoun and Krystal Park, with the program later extended to include Jerdacuttup.

The strategy centred on the targeted release of Rabbit Haemorrhagic Disease Virus (RHDV), delivered using oats and carrots as host food. In line with community safety and environmental considerations, no toxins were used in either program

---

**Program Timeline**

- December 2024 – RHDV release across Hopetoun and Krystal Park.
- April 2025 (Autumn) – Follow-up RHDV release across Hopetoun and Krystal Park, extended to Jerdacuttup and Kukenarup Memorial

---

**Control Areas**

The following areas were systematically treated:

- Krystal Park – Cambewarra Dr, Banksia Rd, Willow Lane, Boronia St, Rosea Wy.
  - Hopetoun – Esplanade, Scott St, Dawn St, Chambers St, Price St, Sports Oval (remnant vegetation), CWA Hall grounds, Caravan Park perimeter, Foreshore.
  - Jerdacuttup (Autumn 2025 extension) – Mallee St, Banksia St, Munji St, Primary School/Fire Shed & Oval.
  - Kukenarup Memorial – South Coast Highway roadside verge
-

## Survey Findings

### *December 2024*

- Hopetoun Townsite – Light rabbit activity, no active warrens found.
- Krystal Park – Light/medium rabbit density, with large active warrens observed on private properties.
- Recommendation – Follow-up RHDV release in Autumn 2025 to address high rabbit density in Krystal Park

### *Autumn 2025*

- Hopetoun – Light rabbit activity, no active warrens located.
- Krystal Park – Medium density on council verges; large warrens on private land persisted.
- Jerdacuttup (extension area) – Low to medium density; no active warrens observed during release.
- Recommendation – Follow-up RHDV release in Spring 2025 to further reduce rabbit numbers

---

## Outcomes

- RHDV releases successfully covered all key public land areas in Hopetoun, Krystal Park, and the extended Jerdacuttup control zone.
- Rabbit densities across Hopetoun remained consistently low.
- Krystal Park continued to present challenges, with medium densities persisting despite successive releases and significant warrens on adjoining private properties.
- Extension of the program into Jerdacuttup in 2025 provided broader control coverage and increased regional impact

---

## Forward Planning

- Spring 2025 – Scheduled follow-up RHDV release to consolidate control efforts.
- Continued monitoring of rabbit population densities and dispersal across all treated sites.
- Engagement with private landholders in Krystal Park to address warrens outside of public control areas.

---

## Conclusion

The 2024–2025 Rabbit Control Program demonstrated the effectiveness of sustained RHDV releases in managing rabbit populations across the Shire of Ravensthorpe. While Hopetoun sites

showed encouragingly low densities, Krystal Park remains a priority area for follow-up releases and landholder engagement.

The extension of the program to Jerdacuttup in 2025 allowed SBG to expand its coverage, ensuring that rabbit control efforts supported biodiversity protection and community land management goals across a wider landscape.

**Control Program and Release Areas**

*December 2024*

***Hopetoun Townsite RHDV Release Transect***



***Krystal Park***



Autumn 2025

**Hopetoun Townsite RHDV Release Transect**



**Krystal Park**



**Jerdacuttup Site**



Control Program and Release Areas Location	Street Name	Treated Council Verge Both Sides
Krystal Park	Cambewarra Dr	Yes
Krystal Park	Banksia Rd	Yes
Krystal Park	Willow Lane	Yes
Krystal Park	Boronia St	Yes
Krystal Park	Rosea Wy	Yes
Hopetoun	Esplanade	Yes
Hopetoun	Scott St	Yes
Hopetoun	Dawn St	Yes
Hopetoun	Chambers St	Yes
Hopetoun	CWA hall	Grounds around Building
Hopetoun	Sports Oval	Remnant Vegetation Area
Hopetoun	Price St	Yes

Southcoast Hwy	Kukenarup Memorial	Yes
Jerdacuttup	Mallee St	Yes
Jerdacuttup	Banksia St	Yes
Jerdacuttup	Munji St	Yes
Jerdacuttup	Primary School / Fire Shed & Ovel	Yes

*The Southern Biosecurity Group (SBG) continued its declared weeds management program during 2024/25, focusing on three high-priority species: Apple of Sodom, Cacti, and Bridal Creeper. Control work was carried out across multiple sites in partnership with contractors, landholders, and supporting agencies.*

## **Apple of Sodom**

Targeted control was undertaken around the Hopetoun area. Treatments were effective in preventing seed germination and reducing regrowth at previously treated sites. Some new plants were observed following early seasonal rains, highlighting the importance of ongoing monitoring. Seven photo monitoring points were established to track progress.

## **Cacti**

Follow-up inspections were conducted at previously treated sites across Ravensthorpe, including Manitup Rd, Pioneer Cemetery, Old Rubbish Tip, Hoskin Rd, Scott St, Rosemary Jaspers, and Rose Cliffs. No regrowth was detected, indicating strong success of earlier control efforts. A small infestation at a quarry site will be managed through mechanical excavation and burial in partnership with the landholder.

## **Bridal Creeper**

Control programs were delivered across Krystal Park and Hopetoun:

- At Krystal Park, rust fungus was applied as the primary control method, with minimal spread into surrounding bushland.
- In Hopetoun, herbicide treatments significantly reduced infestations, with previously treated areas showing only limited regrowth.

Both approaches demonstrated ongoing success, with further follow-up treatments planned for the optimal seasonal window to prevent re-establishment.

Across all three weed programs, substantial reductions in infestations were achieved during the 2024/25 year. While seasonal conditions and landholder engagement remain challenges, the combined use of chemical, biological, and mechanical control methods continues to deliver positive results.

SBG remains committed to annual follow-up work, community engagement, and long-term monitoring to protect local biodiversity and agricultural productivity.

**Funding sourced in addition to the Declared Pest Rate**

**Cactus Control (State NRM Funded):**


The Southern Biosecurity Group is pleased to provide an update on the *Opuntia Monocantha* eradication project (CSGL23062) along the Oldfield River, which is now in its final stages. Funded through a **State NRM Community Stewardship Grant**, this important project is on track for completion by October 2025.

Between February and May, our team carried out targeted control across approximately 400 hectares of challenging terrain. Due to the landscape, only manual removal and the use of the Cochineal biocontrol agent were feasible. Encouragingly, only small seedlings were found—no large plants were detected—indicating the effectiveness of previous control work.

All manually removed seedlings were collected to support the offsite Cochineal nursery, helping to maintain a sustainable supply of biocontrol agents. Monitoring has shown that Cochineal continues to perform exceptionally well, with nearly 100% success on previously treated cacti.

While flooding at the end of the treatment period temporarily restricted access and delayed photopoint monitoring, a natural choke point in the river has likely prevented any significant downstream spread. Monitoring south of Coxal Road is ongoing to confirm that the infestation has not extended further, although thick vegetation has slowed progress.

As we approach project completion, these results highlight the success of integrating biocontrol and manual methods in difficult terrain. The Southern Biosecurity Group thanks the State NRM Program for its support and the local community for its ongoing engagement in protecting our natural environment.

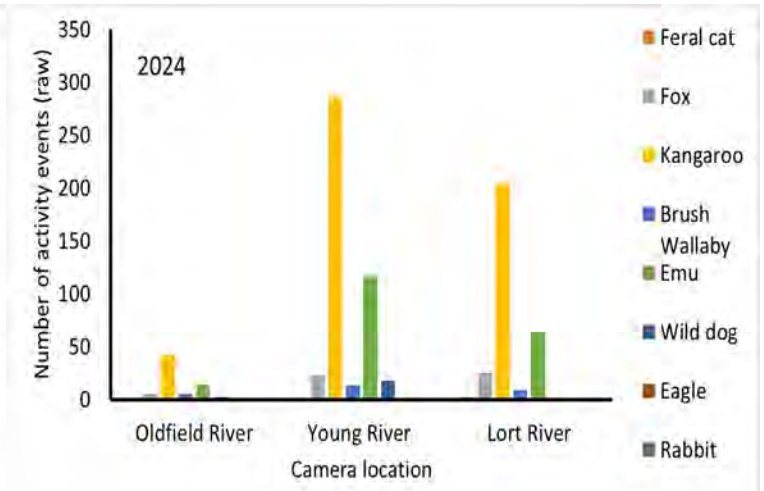
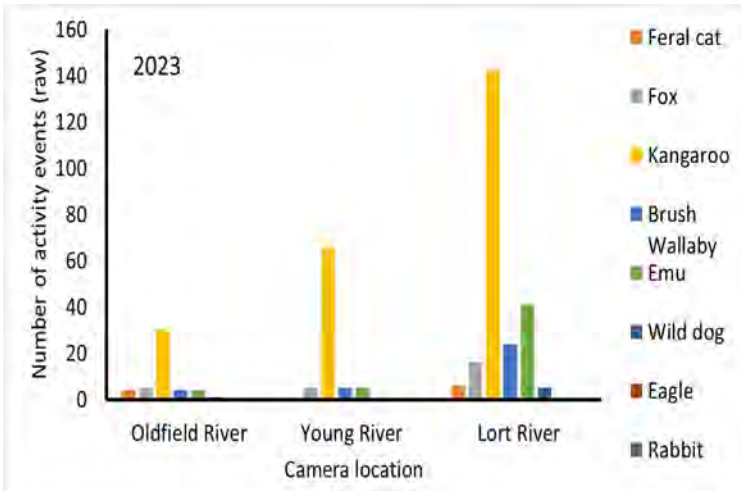
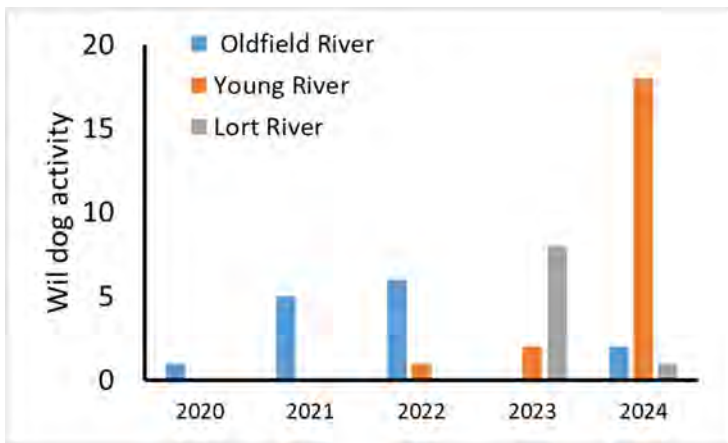


Funded by the Sheep and Goat Industry Fund, this project aims to establish baseline data on animal movement before the State Barrier Fence construction.

Regular SD card and battery replacements, along with data collection, are ongoing.

Following a successful extension grant, the project will continue through 2025, monitoring three gaps in the Esperance Extension of the State Barrier Fence across the Oldfield, Young, and Lort rivers.

Data collected is being used to develop control charts for key species, such as wild dogs, and to track ecosystem changes post-construction.



**Sample of images from remote sensor cameras**



## Biosecurity Event

The Southern Biosecurity Group proudly showcased its **innovative training trailer—funded by a grant from Australian Wool Innovation—for the third consecutive year** at the Ravensthorpe Wildflower Show. Positioned near the entrance, the trailer has become a **major attraction**, drawing strong interest with its taxidermy display of two wild dogs.

The setup promoted the management of declared weeds and pests not only to **local community members** but also reached a **broader national audience**, sparking meaningful discussions and engagement. Alongside the visual displays, we presented our media production *A Biosecurity Update*, delivered an informative PowerPoint on invasive weeds, and distributed educational materials on wild dogs, foxes, rabbits, and feral cats, as well as our annual newsletter.

This event continues to provide an excellent platform for showcasing SBG’s community initiatives and fostering conversations with landholders and visitors about biosecurity challenges and solutions.



# COMMITTEE MEMBERS, CONTRACTORS, AND STAKEHOLDERS

The SBG Management Committee would like to thank Ravensthorpe Agricultural Initiative Network (RAIN), Executive Officer, Finance Officer (Esperance BAS & Books) for having been engaged to undertake bookkeeping management. We extend our appreciation to other stakeholders for their ongoing collaboration with the SBG as we all work together to achieve positive results.

- Committee members for the 2024-2025 financial year comprised of volunteer community members:**
- Gemma Walker
  - Reece Laycock
  - Ross Gibson
  - Khiara Daw (RAIN Rep)

- Contractors**
- **Licensed Pest Management Technicians**  
Gavern House
  - **Licensed Weed Technician**  
Mark Cronin
  - **Executive Officer**  
Michelle Grobler

- Stakeholders:**
- Biosecurity Council of WA
  - Department of Biodiversity, Conservation and Attractions
  - Department of Primary Industries and Regional Development
  - Industry Funding Scheme (Sheep and Goat) Committee
  - Local communities within the Shire of Ravensthorpe
  - Main Roads Western Australia
  - Other Recognised Biosecurity Groups
  - Ravensthorpe Agricultural Initiative Network
  - Shire of Ravensthorpe
  - South Coast NRM
  - State Natural Resource Management
  - Water Corporation Western Australia

During the 2024-2025 financial year, SBG consistently kept the community updated on current projects and biosecurity matters through regular publications in the local newspaper. These updates provided timely information on various projects and milestones, ensuring the community stayed informed on SBG's ongoing work. This open communication promotes transparency and encourages residents to engage with and support SBG's efforts in the region.

In March 2025, SBG organized a successful Red Card fox shoot within the Shire of Ravensthorpe, attracting eight registered teams. Following an action-packed night, participants gathered for breakfast—supported by SNRM—to celebrate their impressive results. The SBG Executive Officer extended gratitude to all teams, acknowledging their dedication and the positive impact their participation has on biosecurity and the protection of local wildlife.

SBG's Annual Newsletter, which included the Annual Survey, was mailed to all Shire landholders. This survey invites community input on species control priorities to inform the upcoming Operational Plan and budget. Given the large number of absentee landholders in the Shire, this annual mail-out is an essential tool for keeping all landholders engaged and informed about SBG's initiatives.

---

END

**SOUTHERN BIOSECURITY GROUP**  
**ABN 65 484 162 896**

**Audited Financial Report**  
**For the Year Ended 30 June 2025**

**SOUTHERN BIOSECURITY GROUP  
ABN 65 484 162 896**

**AUDITED FINANCIAL REPORT  
FOR THE YEAR ENDED 30 JUNE 2025**

<b>CONTENT</b>
Statement by Members of the Committee
Balance Sheet
Income Statement
Statement of Change in Equity
Statement of Cash Flow
Notes to the Financial Statements
Annexure 1 - Balance Sheet - DPA Only
Annexure 2 - Income Statement - DPA Only
Independent Audit Report


## STATEMENT BY MEMBERS OF THE COMMITTEE

The committee has determined that the association is not a reporting entity and that this special purpose financial report should be prepared in accordance with the accounting policies outlined in Note 1 to the financial statements.

In the opinion of the committee the financial report:

1. Presents a true and fair view of the financial position of Southern Biosecurity Group as at 30 June 2025 and its performance for the year ended on that date.
2. At the date of this statement, there are reasonable grounds to believe that Southern Biosecurity Group will be able to pay its debts as and when they fall due.

This statement is made in accordance with a resolution of the Committee and is signed for and on behalf of the Committee by:



---

CHAIRPERSON

Name: [Gemma Walker](#)

Dated:

---

TREASURER

Name:

Dated:

## STATEMENT BY MEMBERS OF THE COMMITTEE

The committee has determined that the association is not a reporting entity and that this special purpose financial report should be prepared in accordance with the accounting policies outlined in Note 1 to the financial statements.

In the opinion of the committee the financial report:

1. Presents a true and fair view of the financial position of Southern Biosecurity Group as at 30 June 2025 and its performance for the year ended on that date.
2. At the date of this statement, there are reasonable grounds to believe that Southern Biosecurity Group will be able to pay its debts as and when they fall due.

This statement is made in accordance with a resolution of the Committee and is signed for and on behalf of the Committee by:

---

CHAIRPERSON

Name:

Dated:



---

TREASURER

Name: Reece Laycock

Dated: 7/10/2025

**SOUTHERN BIOSECURITY GROUP**  
**ABN 65 484 162 896**

**BALANCE SHEET AS AT 30 JUNE 2025**

	<b>2025</b>	<b>2024</b>
<b>Assets</b>		
<b>Current Assets</b>		
Westpac Main #1411	17,883	10,020
Westpac Reserve #1438	183,684	221,235
<b>Total Current Assets</b>	<u>201,567</u>	<u>231,255</u>
<b>Total Assets</b>	<u><b>201,567</b></u>	<u><b>231,255</b></u>
<b>Liabilities</b>		
<b>Current liabilities:</b>		
Accounts Payable	4,151	5,434
ATO Clearing Account	4,205	8,272
GST Liabilities Payable	(377)	(494)
<b>Total current liabilities:</b>	<u>7,978</u>	<u>13,212</u>
<b>Total Liabilities</b>	<u><b>7,978</b></u>	<u><b>13,212</b></u>
<b>Net Assets</b>	<u><b>193,588</b></u>	<u><b>218,043</b></u>
<b>Equity</b>		
Retained Earnings	218,043	212,078
Net Surplus (Deficit)	(24,454)	5,965
<b>Total Equity</b>	<u><b>193,588</b></u>	<u><b>218,043</b></u>

The accompanying notes form part of these financial statements. These statements should be read in conjunction with the attached audit report.

**SOUTHERN BIOSECURITY GROUP**  
**ABN 65 484 162 896**

**INCOME STATEMENT FOR THE YEAR ENDING 30 JUNE 2025**

<b>Income</b>	<b>2025</b>	<b>2024</b>
Declared Pest Rate Funding	192,236	190,351
Cactus Eradication Funding	21,537	21,513
Wild Dog Action Plan Funding	-	12,500
<b>Total Income</b>	<b>213,773</b>	<b>224,364</b>
<b>Expenses</b>		
Advertising & Promotion	4,296	433
Audit fees	2,500	3,000
Bookkeeping	1,190	2,704
Contract Executive Officer	111,855	117,210
Insurance	5,475	3,031
Newsletter Expenses	1,541	8,372
Project Expenses	107,455	85,708
Registration and insurance	24	46
Subscriptions & Memberships	692	435
Equipment Purchases & Replacem	105	-
Event Expenses	2,250	-
Fees & Permits	35	-
Honoriums	318	-
Printing, stationery & postage	2,933	-
BAS Roundoff Gain or Loss	-	2
<b>Total Expenses</b>	<b>240,670</b>	<b>220,942</b>
<b>Operating Surplus (Deficit)</b>	<b>(26,897)</b>	<b>3,422</b>
<b>Other Income</b>		
Interest income	2,443	2,543
<b>Total Other Income</b>	<b>2,443</b>	<b>2,543</b>
<b>Net Surplus (Deficit)</b>	<b>(24,454)</b>	<b>5,965</b>

The accompanying notes form part of these financial statements. These statements should be read in conjunction with the attached audit report.

**SOUTHERN BIOSECURITY GROUP**  
**ABN 65 484 162 896**

**Statement of Changes in Equity**

**For the year ended 30 June 2025**

	<b>Retained Profits</b>	<b>Total</b>
Opening Balance 1/07/2023	212,078	212,078
Net result for the year	5,965	5,965
Closing balance 30/06/2024	<b>218,043</b>	<b>218,043</b>
Net result for the year	(24,454)	(24,454)
Closing balance 30/06/2025	<b>193,588</b>	<b>193,588</b>

The accompanying notes form part of these financial statements. These statements should be read in conjunction with the attached audit report.

**SOUTHERN BIOSECURITY GROUP**  
**ABN 65 484 162 896**

**Statement of Cash Flows**

For the year ended 30 June 2025

	2025	2024
<b>Cash Flow From Operating Activities</b>		
Receipts from customers	213,773	224,364
Payments to suppliers and employees	(245,904)	(207,970)
Interest received	2,443	2,543
Net cash provided by (used in) operating activities	<b>(29,688)</b>	<b>18,937</b>
<b>Cash Flow From Investing Activities</b>		
Equipment purchased during the year	-	-
	-	-
<b>Cash Flow From Financing Activities</b>		
	-	-
Net increase (decrease) in cash held	(29,688)	18,937
Cash at the beginning of the year	231,255	212,318
Cash at the end of the year	<b>201,567</b>	<b>231,255</b>

The accompanying notes form part of these financial statements. These statements should be read in conjunction with the attached audit report.

**SOUTHERN BIOSECURITY GROUP**  
**ABN 65 484 162 896**  
**NOTES TO THE FINANCIAL STATEMENTS**  
**FOR THE YEAR ENDED 30 JUNE 2025**

**NOTE 1: STATEMENT OF SIGNIFICANT ACCOUNTING POLICIES**

This financial report is a special purpose financial report prepared in order to satisfy the financial reporting requirements of the Associations Incorporation Act 2015 (WA). The committee has determined that the association is not a reporting entity. The Association is a not-for-profit entity.

The financial report has been prepared in accordance with the requirements of the Associations Incorporation Act (WA) and the following Australian Accounting Standards:

AASB 112 Income Taxes

AASB 110 Events after the Balance Sheet Date

No other applicable Accounting Standards, Australian Accounting Interpretations or other authoritative pronouncements of the Australian Accounting Standards Board have been applied.

The financial report has been prepared on an accrual basis.

The following material accounting policies, which are consistent with the previous period unless otherwise stated, have been adopted in the preparation of this financial report.

**a) Income Tax**

The Association is a non-profit organisation and thus exempt from income tax under Division 50 of the Income Tax Assessment Act 1997.

**b) Goods & Services Tax (GST)**

Revenues, expenses and assets are recognised net of the amount of GST, except where the amount of GST incurred is not recoverable from the Australian Taxation Office. In these circumstances, the GST is recognised as part of the cost of acquisition of the asset or as part of an item of the expense. Receivables and payables in the balance sheet are shown inclusive of GST.

These notes should be read in conjunction with the attached audit report.

**SOUTHERN BIOSECURITY GROUP**  
**ABN 65 484 162 896**

**ANNEXURE 1 - BALANCE SHEET AS AT 30 JUNE 2025 - DPA Only**

<b>Assets</b>	<b>2025</b>
<b>Current Assets</b>	
<b>Bank</b>	
Cash	19,202
<b>Total Bank</b>	<u><b>19,202</b></u>
<b>Liabilities</b>	
<b>Total Liabilities</b>	<u>-</u>
<b>Net Assets</b>	<u><b>19,202</b></u>
<b>Equity</b>	
Retained Earnings	19,202
Net Surplus (Deficit)	0
<b>Total Equity</b>	<u><b>19,202</b></u>
 <b><i>Reconciliation of DPA Cash and Activity:</i></b>	
Opening DPA cash balance	19,202
DPA income received during the reporting period	192,236
DPA cash expenditures during the year	192,236
Closing DPA cash on hand at 30 June 2025	<u><b>19,202</b></u>
 Planned unspent funds	19,202
Unplanned unspent funds	-
	<u><b>19,202</b></u>

**SOUTHERN BIOSECURITY GROUP**  
**ABN 65 484 162 896**

**ANNEXURE 2 - INCOME STATEMENT FOR THE YEAR ENDING 30 JUNE 2025 DPA ONLY**

<b>Income</b>	<b>2025</b>
DPA – Declared Pest Account	192,236
<b>Total Income</b>	<b><u>192,236</u></b>
<b>Expenses</b>	
Advertising & Promotion	4,296
Audit fees	2,500
Bookkeeping	1,190
Contract Executive Officer	111,421
Equipment Purchases & Replacements	105
Event Expenses	2,250
Fees & Permits	35
Honoriums	318
Insurance	5,475
Newsletter Expenses	1,541
Printing, stationery & postage	2,933
Project Expenses	59,455
Registration and insurance	24
Subscriptions & Memberships	692
<b>Total Expenses</b>	<b><u>192,236</u></b>
<b>DPA surplus/(deficit)</b>	<b><u>0</u></b>